

## USC UPSTATE

## Winthrop Eagles

2021-22 Record: 12-7, 5-1 Big South

2020-21 Final Record: 23-2, 17-1 Big South

Head Coach: Mark Prosser (1st season/5th overall)

Winthrop/Career Record: 12-7/54-83

Big South Record: 5-1



## USC Upstate Spartans

2021-22 Record: 8-10, 5-1 Big South

2020-21 Final Record: 5-18, 5-11 Big South

Head Coach: Dave Dickerson (4th season/same)

USC Upstate/Career Record: 32-74/100-158

Big South Record: 18-38

## WINTHROP



## TIP-INS

- First place in the Big South Conference South Division is on the line as the Eagles and Spartans sit at 5-1 in league play
- This is the 24th meeting between the Eagles and Spartans
- Eagles have won 10 straight in the series
- Six of the last eight meetings have come at the H.B. Hodge Center
- Winthrop is coming off its first league loss at High Point Monday night, which ended a Big South road win streak at 14 straight
- Over the last three seasons the Eagles are 23-2 in January
- Eagles picked up program's first victory over a PAC-12 opponent after win at Washington to end their losing streak at three games
- Eagles shooting for a third straight Big South Championship
- Winthrop has won the Big South Conference Title three out of the past five seasons (2016-17 / 2019-20 / 2020-21)
- Posted the best record in the history of the program for winning percentage last season (.920 - previous mark is .818 set by the 2006-07 team)

## HOW THEY MATCHUP



74.7	Scoring	69.9
.479	FG%	.450
.362	3FG%	.379
8.5	3FGM PG	8.4
.690	FT%	.703
34.8	Rebounding	33.1
14.1	Assists	13.4
6.9	Steals	6.3
3.0	Blocks	3.1
14.8	Turnovers PG	13.6
71.2	Scoring Defense	70.6
.432	FG% Defense	.424
.349	3FG% Defense	.295
+2.2	Rebound Margin	-2.8
-0.8	Turnover Margin	-0.5
L1	W/L Streak	W5

## GAME INFORMATION

Game 20: Winthrop at USC Upstate

Jan. 26 | 6 p.m. (EST)

Spartanburg, S.C. | G.B. Hodge Center

Radio: Winthrop Sports Network

Station:

94.3 FM | WGNC AM1450/101.1FM | ESPN730

Play-by-Play: Dave Friedman

Analyst: Mike Pacheco

Television: ESPN+

Play-by-Play: Brock Bowling

Analyst: Richmond Weaver

---Series History vs. USC Upstate---

Overall..... 15-8

Last Meeting ..... 12/13/20

Result ..... Winthrop won 107-77

Current Streak ..... W10

at G.B. Hodge Center..... 7-4

Streak at G.B. Hodge Center..... W6

In Overtime ..... 0-2

Most Points (WU)..... 107 (12/13/20)

Most Points (UPSTATE)..... 100 (11/29/79)

Prosser vs. USC Upstate ..... first meeting

Prosser at USC Upstate..... n/a

## 2021-22 Schedule/Results

## 12-7, 5-1 Big South

## NOVEMBER (3-3)

9	Mary Baldwin	W, 110-78
13	Mercer (Homecoming)	W, 88-85 (OT)
16	at Middle Tennessee (C-USA TV)	L, 76-65
20	at Vanderbilt (SECN+)	L, 77-63
22	at Washington State	L, 92-86
27	at Washington	W, 82-74

## DECEMBER (4-3)

1	Hartford	W, 82-75
4	at Coastal Carolina (ESPN+)	L, 74-64
7	Furman	W, 85-80
11	\$ Carver College	W, 83-52
15	at Elon (FloHoops)	L, 63-61
21	+ vs. Mississippi State	L, 84-63
31	Converse	W, 78-40

## JANUARY (5-1)

5	* at High Point	ppd.
8	* Campbell	ppd.
10	* Campbell	W, 74-72
13	* UNC Asheville (ESPNU)	W, 86-80 (OT)
15	* at Charleston Southern	W, 70-65
20	* at Presbyterian College	W, 60-58
22	* Gardner-Webb	W, 64-62
24	* at High Point	L, 65-56
26	* at USC Upstate	6 p.m.
29	* at Longwood	3 p.m.

## FEBRUARY (0-0)

3	* North Carolina A&T (ESPNU)	7 p.m.
5	* at Hampton	5:30 p.m.
9	* Radford	7 p.m.
12	* Presbyterian College	4:30 p.m.
16	* at Gardner-Webb	7 p.m.
19	* at UNC Asheville (ESPN3)	4:30 p.m.
23	* USC Upstate	7 p.m.
26	* Charleston Southern (Ingals GOTW)	4 p.m.

## MARCH (0-0)

1-6	Big South Tournament	TBA
-----	----------------------	-----

\$ No Room For Racism Classic (Rock Hill Sports &amp; Event Center)

+ Played in Jackson, Miss. (Mississippi Coliseum)

\* Big South Conference Game

# Big South Tournament

All Games (EST)

All home/away Big South games on ESPN+ unless otherwise noted

## PROBABLE STARTERS

11 BUGGS  
Gr. ▶ Guard

MIN. 21.8  
PPG 4.7  
RPG 2.4  
APG 4.1  
FG% 43.2  
3FG% 34.8

5 GOOD  
Gr. ▶ Guard

MIN. 27.7  
PPG 12.1  
RPG 3.4  
APG 0.7  
FG% 51.0  
3FG% 45.3

3 ANUMBA  
Sr. ▶ Guard

MIN. 26.9  
PPG 7.4  
RPG 4.0  
APG 1.3  
FG% 46.0  
3FG% 35.0

12 HIGHTOWER  
R-Jr. ▶ Forward

MIN. 27.2  
PPG 10.6  
RPG 6.2  
APG 1.9  
FG% 44.9  
3FG% 40.6

30 BURNS JR.  
R-Jr. ▶ Forward

MIN. 21.3  
PPG 15.6  
RPG 4.4  
APG 1.2  
FG% 62.7  
FT% 66.7

Athletic Communications/MBB Contact  
Brett Redden - Asst. AD for Communications  
(803) 367-1649 / reddennb@winthrop.edu

# 2021-22 Winthrop Basketball Roster

## NUMERICAL ROSTER

NO.	NAME	YR.	POS.	HT.	WT.	HOMETOWN/PREVIOUS SCHOOL
0	Russell Jones Jr.	Jr..	G	5-8	175	Blythewood, S.C. / Westwood H.S.
1	Toneari Lane	So.	G	6-5	210	Atlanta, Ga. / Grayson H.S.
2	Sin'Cere McMahon	So.	G	6-1	167	Indianapolis, Ind. / Western Carolina
3	Micheal Anumba	Sr.	G	6-4	205	Reggio Emilia, Italy / Loreto Sixth Form College
4	Kelton Talford	So.	F	6-7	195	Great Falls, S.C. / Great Falls H.S.
5	Patrick Good	Gr.	G	6-0	175	Johnson City, Tenn. / East Tennessee State
10	Cameron Whiteside	Jr.	G	6-5	187	Thomasville, N.C. / UVA Wise
11	Drew Buggs	Gr.	G	6-3	195	Long Beach, Calif. / Missouri
12	Cory Hightower	R-Jr.	F	6-7	222	Flint, Mich. / Western Carolina
13	Nate Buss	R-Sr.	G	5-11	175	Verona, Wisc. / Madison College
21	Jamal King	Jr.	G	6-5	230	Goldsboro, N.C. / Wayne Christian School
30	D.J. Burns Jr.	R-Jr.	F	6-9	260	Rock Hill, S.C. / Tennessee
32	Josh Corbin	R-So.	G	6-3	185	Gahanna, Ohio / Gahanna Lincoln
33	Chase Claxton	Jr.	F	6-7	180	Greenville, S.C. / Legacy Early College

## COACHING STAFF

**Head Coach**—Mark Prosser (Marist, '02)

**Assistant Coach**—Tony Rack (Northern Kentucky, '12)

**Assistant Coach**—Ben Betts (Roanoke College, '90)

**Assistant Coach**—Brett Ferguson (Michigan State, '11)

**Director of Basketball Operations**—Mitchell Hill (Tennessee Tech, '15)

**Video Coordinator**: Matt Erps (Winthrop, '18)

**Dir. of Player Development**: Monty Sanders (Elon, '09)

## PRONUNCIATION GUIDE

<b>1-Toneari Lane</b>	TUH-NAR-E
<b>2-Sin'Cere McMahon</b>	SINCERE MICK-MAN
<b>3-Micheal Anumba</b>	UH-NOOM-BUH
<b>4-Kelton Talford</b>	TAL-FERD

## RADIO / TV PLAYER PHOTO CHART



Russell Jones  
G, 5-8, Jr.  
Blythewood, S.C.




Toneari Lane  
G, 6-5, So.  
Atlanta, Ga.



Sin'Cere  
G, 6-1, So.  
Indianapolis, Md.



Micheal Anumba  
G, 6-5, Sr.  
Reggio Emilia, Italy



Kelton Talford  
F, 6-7, So.  
Great Falls, S.C.



Patrick Good  
G, 6-0, Gr.  
Johnson City, Tenn.



Cameron Whiteside  
G, 6-5, Jr.  
Thomasville, N.C.



Drew Buggs  
G, 6-3, Gr.  
Long Beach, Ca.



Cory Hightower  
F, 6-7, R-Jr.  
Flint, Mich.




Nate Buss  
G, 5-11, R-Sr.  
Verona, Wisc.



Jamal King  
G, 6-5, Jr.  
Goldsboro, N.C.



D.J. Burns  
F, 6-9, R-So.  
Rock Hill, S.C.



Josh Corbin  
G, 6-3, R-So.  
Gahanna, Ohio



Chase Claxton  
F, 6-7, Jr.  
Greenville, S.C.



Mark Prosser  
HEAD COACH



**WINTHROP**  
B A S K E T B A L L

# EAGLE EYE VIEW OF THE TEAM

## WINTHROP SERIES HISTORY VERSUS USC UPSTATE

- The Eagles and Spartans meet for the 24th time as the Eagles have won 10 straight meetings and now lead the series 15-8
- This will be the fourth straight meeting at the G.B. Hodge Center in the series
- Eagles have won six straight on the road in the series
- When the two teams met in 2020 for a two-game series in back-to-back days the Eagles hit 29 threes (29-of-64)
- Eagles have hit 13 or more threes in three consecutive meetings
- In the last three meetings, Winthrop has hit the century mark twice (102.7 ppg) and are averging 15.0 made threes
- In 23 meetings all-time, the Eagles have scored 1,715 points (74.5 ppg) and Spartans have scored 1,618 points (70.3 ppg)

## ON THIS DATE (Jan. 26)

- Eagles are 7-4 all-time (1-4 on road), 6-2 in Big South (2-2 on road)
- Of the 11 games played on this date, five of them have been two point games and six of them have been decided by two or fewer points
- In 2017 the Eagles had a 19-point lead early in the second half and hung on for a 72-70 win over Gardner-Webb as Xavier Cooks had 19 points, nine rebounds, three assists and two steals
- Cooks made two free throws with 14 seconds left for the 72-70 win as Duby Okeke blocked the game-tying field goal attempt for the win
- In 2013 the Eagles fel 58-57 at Radford as R.J. Price scored on a layup with 52 seconds left
- In 2012 the Eagles overcame a first half eight point deficit to hold on for a 65-63 win over Liberty as Reggie Middleton led the way with 20 points, six assists
- It was Joab Jerome that hit the game-winner with a jumper with 1:24 to play
- In 2002 Greg Lewis (20 points, 13 rebounds) and Marcus Stewart (12 points, 11 rebounds) each posted double-doubles to lead Winthrop to a 73-66 win at UNCA

## ON THE ROAD IN BIG SOUTH

- Sitting at 2-1 on the road in the Big South after the loss at High Point, ending a conference road win streak at 14 straight
- Eagles have now won 20 of the last 22 road games in league play
- In the last eight league road games the Eagles are holding opponents to 61.8 ppg
- In that same span the Eagles have averaged 68.7 ppg
- In three road games the Eagles are averaging 62.0 ppg and allowing 62.7 ppg
- Winthrop is shooting 47 percent from the floor and 77 percent at the free throw line
- Committing 19.3 turnovers per game and has allowed 42 offensive rebounds in three games (14.0 per game)
- Posted a perfect 10-0 mark on the road in 2020-21 and have won 19 of the last 20 games on the road in conference play
- Averaged 79.7 ppg while allowing 66.7 ppg in the 10 road games while hitting 9.9 threes per game
- In league road games last year the Eagles had a +13.0 scoring margin and +11.7 rebound margin
- Have gone eight straight seasons with a .500 or better record on the road in league play
- Eagles have an all-time record of 137-136 in league road games

## EAGLES ON THE ROAD

- Hold a 3-6 record this season after the loss at High Point
- Eagles in the midst of five out of six road games for the Eagles (three of the five in that stretch will be against opponents in South Carolina)
- Over the last five seasons the Eagles are 49-31 on the road
- Eagles have won 10 road games in each of the last two seasons and three of the last five seasons
- Have an all-time road mark of 251-354 and 200-302 at the NCAA D1 level
- Prior to the home game against Hartford, the Eagles went on a four-game road trip that covered over 7,300 miles (in a span of 12 days)

## EAGLES IN BIG SOUTH

- Coming off a loss at High Point as the Eagles scored a season-low 56 points
- Eagles have failed to reach 70 points in three straight league games for the first time since 2014
- Winthrop's first five league games were decided by two possessions or less
- After holding High Point to 65 points, the Eagles have now held league opponents to 70 or fewer points in eight of the last 10 regular season games that ended in regulation (no overtime games included)
- In fact the Eagles haven't allowed over 70 points in 15 of the last 19 games that ended in regulation
- If you include all games against league opponents 18 of the last 23 games (70 or less)
- The 60 points in the win over Presbyterian was the first time this season the Eagles won a game scoring less than 70 points
- It was the lowest point total in a Winthrop win since Feb. 12, 2021 in a 55-47 win at Radford
- Trailing Gardner-Webb at the half and have won five straight league games when trailing at the half
- Lead the league in field goal percentage (.479) while the Eagles rank second in threes per game (8.5)
- Eagles defeated UNC Asheville in overtime and have now won four straight overtime games against league competition
- After defeating Campbell on Jan. 10, the Eagles have now won nine straight league openers
- Coming off back-to-back championships after claiming a league-best 13th Big South Title and looking to repeat as champions for the 8th time in program history
- Recorded a program record 17 conference wins in 2020-21 while the last two seasons the Eagles have started league play 13-0 (2020-21) and 12-0 (2019-20)
- Hold an all-time regular season league record mark of 323-223 (.592)
- The 323 victories are the most by any Big South member
- Eagles are closing in on their 550th regular season Big South contest (545 currently)
- Have led the league in scoring offense the last five seasons
- Over the last three seasons the Eagles are 36-5 in league play
- Have gone eight straight seasons with a winning record during league play and 19 of the last 23 seasons

## TEAM NEWS

- This will be the fifth game of a stretch the Eagles play five out of six games on the road
- This will also be the Eagles fourth game in seven days (away-home-away-away)
- Six-game win streak came to an end at High Point
- Have won 13 of the last 16 meetings with programs from the state of North Carolina, 15-of-17 against league opponents (conference tourney included)
- Eagles have won 18 of the last 19 meetings with programs from the state of South Carolina
- Over the first six league games for the Eagles there have been a combined 43 ties and 42 lead changes
- Eagles are 12-7 for the 6th time in program history
- A win will make the Eagles 13-7 for the 7th time in program history and a loss will make them 12-8 for the 4th time
- Over the last three seasons the Eagles hold a record of 23-2 in the month of January and 49-110 in the last seven seasons
- Have an all-time record of 242-177 (.578) in the month of January
- The win over Washington on Nov. 27 was the program's 11th win over a Power 5 opponent and the first ever against a PAC-12 opponent
- Eagles connected on 16 threes at Washington State, the most against a Power 5 opponent in program history
- It's also the first time the Eagles have ever lost a game when hitting 16 or more threes (15 total games)
- The 16 threes were tied for the 4th most in a single game in program history and the second most in a road game (Record is 17 at High Point Jan. 4, 2017)
- Scored 58 points in the second half at Washington State, the most by an Eagles team in a road game since posting 58 at Hampton in a 116-95 victory Jan. 16, 2020
- In the loss at Vanderbilt, the Eagles only attempted seven free throws (had gone 31 straight games with at least 10 or more attempts in a game)
- Winthrop fell at Middle Tennessee despite leading at the half, as the Eagles had won the previous 34 games in which it led at the break



# EAGLE EYE VIEW OF THE TEAM

- Started off 2-0 for a second straight season after an 88-85 overtime win over Mercer after rallying from a 15-point deficit (Trailed by nine with 52 seconds left)
- Eagles trailed by 11 points at the half as they rallied from a double-digit halftime deficit for the first time since Jan. 5, 2019
- That year they trailed UNC Asheville 31-19 in the conference opener
- Posted 110 points in the season-opener, the 8th most points scored in a single-game by a Winthrop team
- Since joining the Big South in 1985-86, the Eagles have a non-conference record of 267-253
- Through 19 games the Eagles have averaged 28.2 ppg from their bench (ranked 36th nationally as of Jan. 25)
- Eagles had less than 10 points from their bench for the first time this season in the win at PC (8)
- The bench matched its eight point contribution in the win over Gardner-Webb and while on the season the bench average is 28.2 the bench is only averaging just 18.7 ppg in league play
- For the past two seasons the Eagles have featured one of the top teams nationally in bench scoring
- In 2019-20 the team had 41 double-figure contributions off the bench and averaged 33.0 per game (2nd nationally)
- In 2020-21 the Eagles finished second again in bench scoring with 36.0 ppg and had 41 double-figure contributions (in nine fewer games than the previous year)
- Through 19 games this year the Eagles have 19 double-figure contributions off the bench
- Over the last three seasons Winthrop is 44-4 when leading at the half (102-13 since the start of the 2015-16 season/116-22 since the 2014-15 season)
- In the last 9 seasons the Eagles are 145-22 when leading at the half, 40-77 when trailing and 12-3 when tied
- In regular season Big South contests they are 99-15 when leading at the half, 26-34 when trailing and 7-3 when tied (Last 9 seasons)
- In the last 156 victories, the Eagles have won by double-figures in 98 of them (64%) (last double-digit victory over D1 opponent was the 80-53 win over Campbell in the 2021 Big South Title game)
- Over the last 9 seasons Winthrop is 126-40 when attempting 20 or more free throws, 33-4 when attempting 30 or more and 7-0 when attempting 40 or more
- During that same time span, Winthrop is 72-62 when it has less than 20 free throw attempts
- In the last 9 seasons Winthrop is 55-8 when making 10 or more threes and attempting 20 or more free throws in same game

## TEAM STREAKS

- Streak of consecutive road wins came to an end at Middle Tennessee (12 straight)
- The 12 straight road wins set a school record (previous mark was 9 set by the 1980-81 team and also a stretch between the 2006-07/2007-08 seasons)
- Have won 11 straight home games
- Have hit at least one three-point basket in 304 consecutive games
- Six straight seasons averaging 8.4 three-pointers per game or more as a team
- 27 straight games with 10 or more assists

## MARK PROSSER

- In his first season as head coach of the Eagles and 5th season overall as a head coach
- He is the 7th head coach in program history and joined all previous head coaches in winning their first game coaching the Eagles
- Prosser joined Steve Vacendak, Gregg Marshall and Randy Peele as the only coaches to start their Winthrop career 2-0
- Became 1-of-3 Winthrop coaches to win their first Big South Conference regular season game and to start 2-0 (Dan Kenney/Gregg Marshall) and just Prosser and Marshall began their Big South career 5-0
- Came to the Eagles after three years as head coach of Western Carolina
- In his second season with the Catamounts he and his staff put together the nation's second biggest turnaround in D1 men's basketball (12-win improvement)
- Spent six seasons at Winthrop as an Associate Head Coach (Assistant coach - 1st year)
- Holds a career record of 54-83 (47-59 at the NCAA D1 level)
- Graduated from Marist and then became a student assistant three seasons before joining the staff at Wofford as an assistant coach in 2002-03
- After one season he became an assistant coach at Bucknell (2003-08)
- While at Bucknell, the Bison upset Kansas in the 2005 NCAA Tournament
- Returned to Wofford as an assistant coach in 2008 where he remained until taking the head coaching job at Brevard College in 2011-12
- After one season he left Brevard to join the Winthrop coaching staff

## LOOKING BACK AT 2020-21

- Captured a second straight Big South Championship and earned a 12-seed in the NCAA Tournament
- It was the program's 13th Big South Championship and 11th NCAA Appearance
- Finished 5th in the final CollegeInsider.com Mid-Major Top 25
- Received votes in both the AP and ESPN Coaches Top 25 final polls
- Eagles received votes in the final 2020-21 USA Today Coaches Poll (9 straight weeks) and AP Top 25 Poll (5 straight weeks)
- Winthrop finished 5th in the 2020-21 CollegeInsider.com Mid-Major Top 25
- Posted an overall record of 23-2 after a 16-0 start
- Set a program record with 21 straight wins, one win shy of tying the Big South record with the 2010-11 Coastal Carolina team
- Eagles set a new standard with a program record .920 winning percentage
- Led the Big South in scoring for a 5th straight season
- Featured one of the premier rebounding teams in the country, finishing 9th in rebound margin (+8.7), 10th in rebounds per game and 14th in offensive rebounds (12.96)
- Finished second in the nation in bench points (36.0 ppg)
- Tied for first nationally in true road wins (10)

## COMPORIUM® Making Life Easier® Player of the Game

Mary Baldwin - D.J. Burns Jr.  
Mercer - Russell Jones Jr.  
at Middle Tennessee - Josh Corbin  
at Vanderbilt - Cory Hightower  
at Washington State - Patrick Good  
at Washington - D.J. Burns Jr.  
Hartford - Cory Hightower  
at Coastal Carolina - D.J. Burns Jr.  
Furman - Micheal Anumba  
Carver - Josh Corbin  
at Elon - D.J. Burns Jr.  
at Mississippi State - D.J. Burns Jr.  
Converse - Chase Claxton  
Campbell - Cory Hightower  
UNC Asheville - Micheal Anumba  
at Charleston Sou. - Patrick Good  
at Presbyterian College - Patrick Good  
Gardner-Webb - D.J. Burns Jr.  
at High Point - Kelton Talford  
at USC Upstate -  
at Longwood -  
N.C. A&T -  
at Hampton -  
Radford -  
Presbyterian College -  
at Gardner-Webb -  
at UNC Asheville -  
USC Upstate -  
Charleston Sou. -

## AN EAGLES WIN WOULD...

- Give the Eagles sole possession of first place in the South Division
- Be an 11th straight win over USC Upstate
- Be the 55th career win for Prosser
- Give the program 755 victories all-time
- Be the 614th all-time at the NCAA D1 level

## WINTHROP

### All-Time Head Coaches (Wins)

Coach	Wins	Losses	Pct.
Gregg Marshall	194	83	.700
Pat Kelsey	186	95	.663
Nield Gordon	160	100	.615
Randy Peele	77	82	.484
Steve Vacendak	74	98	.430
Dan Kenney	51	113	.311
Mark Prosser	12	7	.632

# 2021-22 EAGLE TRENDS

## THE EAGLES RECORD

Overall: 12-7  
 At home: 8-0  
 On the road: 3-6  
 At a neutral site: 1-1  
 In the Big South: 5-1  
 Big South Home: 3-0  
 Big South Away: 2-1  
 Overtime: 2-0  
 Night Tip: 9-6  
 Daytime Tip: 3-1  
 Morning Tip: 0-0  
 Win the Opening Tip: 5-3  
 Lose the Opening Tip: 7-4  
 Nationally ranked opponents: 0-0  
 Opponents receiving votes: 0-0  
 ACC Network: 0-0  
 CUSA-TV: 0-1  
 ESPN+: 8-2  
 ESPN: 0-0  
 ESPNU: 1-0  
 ESPN3: 0-0  
 FLO: 0-1  
 PAC12N: 1-1  
 SECN+: 0-1  
 Play a team with a record over .500: 4-5  
 A team with a record below .500: 6-2  
 A team with a record of .500: 2-0  
 Lead at halftime: 7-3  
 Trail at halftime: 3-4  
 Tied at halftime: 2-0  
 Lead 10+ at halftime: 3-0  
 Trail 10+ at halftime: 1-2  
 Score first: 7-1  
 1st possession is a turnover: 4-3  
 1st possession is a made FG: 6-1  
 1st possession is a missed FGA: 2-3  
 1st possession is a made FT: 0-0  
 1st possession is a missed FT: 0-0  
 Make First Field Goal Attempt: 8-1  
 Miss First Field Goal Attempt: 4-6

## SCHEDULED TIME OF TIP/DAY OF WEEK

(record by time zone, not just EST)

Tip at 11 a.m.: 0-0  
 Tip at 12 p.m.: 0-0  
 Tip at 1 p.m.: 0-1  
 Tip at 2 p.m.: 3-0  
 Tip at 3 p.m.: 0-0  
 Tip at 4 p.m.: 0-0  
 Tip at 5 p.m.: 1-0  
 Tip at 5:30 p.m.: 1-0  
 Tip at 6 p.m.: 2-4  
 Tip at 7 p.m.: 4-2  
 Tip at 7:30 p.m.: 1-0  
 Tip at 8 p.m.: 0-0  
 Monday: 1-2  
 Tuesday: 2-2  
 Wednesday: 1-1  
 Thursday: 2-0  
 Friday: 1-0  
 Saturday: 5-2  
 Sunday: 0-0

## SCORING

Scores between 10-19: 0-0  
 20-29 points: 0-0  
 30-39 points: 0-0  
 40-49 points: 0-0  
 50-59 points: 0-1  
 60-69 points: 2-5  
 70-79 points: 3-0  
 80-89 points: 6-1  
 90-99 points: 0-0  
 100-plus points: 1-0  
 Shoot 10-19 percent from the field: 0-0  
 20-29%: 0-0  
 30-34%: 0-0  
 35-39%: 0-2  
 40-44%: 1-4  
 45-49%: 4-1  
 50-59%: 7-0  
 60-plus: 0-0  
 Higher FG% than opponent: 12-2  
 Lower FG % than opponent: 0-5  
 FG% is the same: 0-0

Hit 7 or more threes: 8-4  
 Hit less than 7 threes: 4-3  
 Attempt less than 20 threes: 6-0  
 Attempt 20 or more threes: 6-6  
 Attempt 30 or more threes: 2-1  
 Turn ball over less than 10 times: 1-0  
 10-15 times: 5-4  
 16-20 times: 6-2  
 21-plus: 0-1  
 Make more free throws: 8-2  
 Make fewer free throws: 3-5  
 Make same free throws: 1-0  
 Attempt more free throws: 9-2  
 Attempt fewer free throws: 3-5  
 Attempt same free throws: 0-0  
 Have more rebounds: 8-1  
 Have fewer rebounds: 3-6  
 Have same rebounds: 1-0  
 Have more turnovers: 4-4  
 Have fewer turnovers: 8-2  
 Have same turnovers: 0-0  
 Have more steals: 5-2  
 Have fewer steals: 6-4  
 Have same steals: 1-1

## LATE IN THE GAME(regulation only)

Lead with five minutes left: 7-0  
 Trail with five minutes left: 4-7  
 Tied with five minutes left: 1-0  
 Lead with one minute left: 9-0  
 Trail with one minute left: 2-7  
 Tied with one minute left: 1-0  
 Bench scores more points: 10-5  
 Bench scores fewer points: 2-2  
 Bench scores same points: 0-0  
 1 Score Double-Figures: 1-0  
 2 Score Double-Figures: 0-5  
 3 Score Double-Figures: 6-1  
 4 Score Double-Figures: 3-1  
 5 Score Double-Figures: 1-0  
 6 Score Double-Figures: 1-0  
 7 Score Double-Figures: 0-0

## GAMES DECIDED BY...

1 point: 0-0  
 2 points: 3-1  
 5 points or less: 6-1  
 6-9 points: 3-2  
 Double-figures: 3-4

## First Basket (POINT) is a...

Jumper: 3-1  
 Lay-up/Tip-in: 5-3  
 Dunk: 0-1  
 Free Throw: 1-1  
 Three-Pointer: 3-1

## POINTS OFF TURNOVERS

Score more off turnovers: 7-1  
 Outscored off turnovers: 5-6  
 Tied in points off turnovers: 0-0

## POINTS IN PAINT

Score more points in paint: 9-1  
 Outscored in paint: 2-5  
 Tied in points in paint: 1-1

## 2ND CHANCE POINTS

Score more 2nd chance points: 7-2  
 Outscored in 2nd chance points: 4-5  
 Tied in 2nd chance points: 1-0

## SCHOOLS FROM...

Virginia: 1-0  
 Georgia: 2-0  
 Tennessee: 0-2  
 Washington: 1-1  
 Connecticut: 1-0  
 South Carolina: 4-1  
 North Carolina: 3-2  
 Mississippi: 0-1

## YEAR-BY-YEAR RECORDS

(Member of NCAA DI Level Only)					
Year	Overall	Home	Away	Non-Conf.	BSC
21-22	12-7	8-0	3-6	7-6	5-1
20-21	23-2	11-1	10-0	5-1	17-1
19-20	24-10	12-4	10-6	7-7	15-3
18-19	18-12	11-3	7-8	8-5	10-6
17-18	19-12	11-3	7-8	6-5	12-6
16-17	26-7	14-3	12-3	8-4	15-3
15-16	23-9	14-1	7-7	10-4	13-5
14-15	19-13	11-3	6-10	7-7	12-6
13-14	20-13	12-3	5-10	10-7	10-6
12-13	14-17	11-4	2-12	8-7	6-10
11-12	12-20	7-5	4-11	4-10	8-10
10-11	13-17	9-4	4-10	4-8	9-9
09-10	19-14	12-2	6-11	7-8	12-6
08-09	11-19	7-6	4-12	2-10	9-9
07-08	22-12	12-3	6-7	12-8	10-4
06-07	29-5	15-0	12-3	15-5	14-0
05-06	23-8	15-1	7-6	10-5	13-3
04-05	27-6	16-0	9-4	12-5	15-1
03-04	16-12	10-4	5-7	6-5	10-6
02-03	20-10	11-3	9-4	8-6	11-3
01-02	19-12	9-4	7-5	6-7	10-4
00-01	18-13	11-1	5-7	5-9	11-3
99-00	21-9	13-1	6-7	8-5	11-3
98-99	21-8	12-1	7-6	10-6	9-1
97-98	7-20	4-9	4-10	3-11	4-8
96-97	12-15	9-4	3-10	7-6	5-9
95-96	7-19	4-8	3-10	1-11	6-8
94-95	7-20	5-7	2-12	3-8	4-12
93-94	4-23	3-9	1-13	1-8	3-15
92-93	14-16	7-5	4-10	9-5	5-11
91-92	6-22	4-11	2-10	3-11	2-12
90-91	8-20	6-7	2-12	3-10	5-9
89-90	19-10	14-4	5-7	13-4	6-6
88-89	16-13	14-5	2-8	10-5	5-7
87-88	17-13	12-3	5-10	9-6	5-7
86-87	8-20	5-5	3-14	7-12	1-7
85-86	20-9	14-2	5-6	14-6	5-3
Totals	614-487	375-139	201-302	266-253	323-223

## THE EAGLES' RECORD IN WINTHROP COLISEUM

Season	Won	Lost	Pct.
1982-83	7	8	.467
1983-84	12	5	.706
1984-85	11	4	.733
1985-86	14	2	.875
1986-87	5	5	.500
1987-88	12	3	.800
1988-89	14	5	.737
1989-90	14	4	.778
1990-91	6	7	.462
1991-92	4	11	.267
1992-93	7	5	.583
1993-94	3	9	.250
1994-95	5	7	.417
1995-96	4	8	.333
1996-97	9	4	.692
1997-98	4	9	.308
1998-99	12	1	.923
1999-00	13	1	.929
2000-01	11	1	.917
2001-02	9	4	.692
2002-03	11	3	.786
2003-04	10	4	.714
2004-05	16	0	1.000
2005-06	15	1	.938
2006-07	15	0	1.000
2007-08	12	3	.800
2008-09	7	6	.538
2009-10	12	2	.857
2010-11	9	4	.692
2011-12	7	5	.583
2012-13	11	4	.733
2013-14	12	3	.800
2014-15	11	3	.786
2015-16	14	1	.933
2016-17	14	3	.824
2017-18	11	3	.786
2018-19	11	3	.786
2019-20	12	4	.750
2020-21	11	1	.916
2021-22	8	0	1.000
34 Years	405	156	.720

# 2021-22 EXTRAS

## WINTHROP RECORD ACCORDING TO STARTING LINEUP

Buggs, Good, Anumba, Hightower, Burns Jr.	6-2
Jones Jr., Good, Anumba, Hightower, Burns Jr.	2-1
Buggs, Corbin, Anumba, Hightower, Talford	1-0
Buggs, Jones Jr., Good, Anumba, Burns Jr.	1-0
Buggs, Jones Jr., Anumba, Hightower, Burns Jr.	1-0
Buggs, Corbin, Anumba, Hightower, Burns Jr.	1-2
Buggs, Corbin, Anumba, Burns Jr., Claxton	0-1
McMahon, Corbin, Anumba, Hightower, Burns. Jr.	0-1

## WINTHROP RECORD WHEN LEADING SCORER IS...

Burns Jr.	4-4
Good	3-1
Anumba	2-0
Hightower	2-1
Corbin	1-1
Talford	0-1

## WINTHROP RECORD WHEN LEADING REBOUNDER IS...

Hightower	6-1
Burns Jr.	3-0
Anumba	2-1
Talford	2-2
Buggs	0-1
Good	0-1
Jones Jr.	0-1
Claxton	0-2

## WINTHROP RECORD WHEN LEADER IN ASSISTS IS..

Buggs	11-4
Hightower	2-1
Burns Jr.	1-1
Jones Jr.	1-2
Anumba	0-1

## WINTHROP RECORD WHEN OPPONENT...

Shoots less than 30%:	1-0
30-34%:	1-0
35-39%:	2-0
40-44%:	4-3
45-49%:	2-2
50-59%:	2-2
60-plus:	0-0
Makes 25 or more FG:	6-4
Makes fewer than 25 FG:	6-3
Makes 7 or more 3PT FG:	9-5
Makes 6 or less 3PT FG:	3-2
Makes more than 15 FTs:	1-4
Makes 15 or fewer FTs:	11-3
Commits 13 or fewer TOs:	6-2
Commits 14 or more TOs:	6-5
Scores the first point(s) of 2nd half:	5-3

## WINTHROP RECORD WHEN OPPONENT HAS...

A 20-point scorer:	6-3
A 30-point scorer:	0-1
A 40-point scorer:	1-0
More than one 20-point scorer:	2-1
No players in double-figures:	1-0
1 Player in double-figures:	0-0
2 Players in double-figures:	4-3
3 Players in double-figures:	5-2
4 Players in double-figures:	2-2
5 or more players in double-figures:	0-0
6 or more players in double-figures:	0-0

## Margin of Victory/Defeat

### Breakdown of Eagles' margin of victory...

1	2	3	4	5	6	7	8	9	10	11-15	16-20	21-25	26+
-	4	1	-	2	1	1	1	-	-	-	-	-	3

### Breakdown of Eagles' margin of defeat...

1	2	3	4	5	6	7	8	9	10	11-15	16-20	21-25	26-30+
-	1	-	-	-	1	-	-	1	1	2	-	1	-

## WINTHROP CURRENT STREAKS

### OVERALL

All Games	L1
Big South Games Overall	L1
Ranked opponent	L2

### HOME

All Games	W11
Non-Conference Home Games	W8
Big South Home Games	W3

### ROAD

All Games	L1
Big South Road Games	L14
Non-Conference Road Games	L2

### NEUTRAL

At Neutral Sites	L1
Ranked opponents	L3
Unranked opponents	L1

## EAGLES CURRENT STREAKS VS. BIG SOUTH OPPONENTS

Campbell	W7
Charleston Southern	W4
Gardner-Webb	W4
Hampton	W1
High Point	L1
Longwood	W6
Presbyterian College	W6
Radford	W2
UNC Asheville	W1
USC Upstate	W10

## RECORD AT WINTHROP COLISEUM

### Winthrop Record At Winthrop Coliseum When It Scores...

	Since 2004-05	All-Time (D1 level)
100+:	20-1	28-1
90-99:	23-0	40-1
80-89:	48-7	85-7
70-79:	57-7	114-28
60-69:	39-11	72-46
50-59:	17-14	22-37
40-49:	1-6	1-10

### When Winthrop Allows ( ) Points At Winthrop Coliseum...

100+:	1-1	1-1
90-99:	4-5	8-16
80-89:	17-9	25-30
70-79:	34-11	62-42
60-69:	54-14	104-36
50-59:	51-7	94-10
40-49:	38-2	48-4
30-39:	2-0	5-0

# LAST TIME WINTHROP...

## TEAM

### Scored 70-79 points

70 at Charleston Southern, 1-15-22 (W, 75-70)

### Scored 80-89 points

86 vs. UNC Asheville, 1-13-22 (W, 86-80 in OT)

### Scored 90-99 points

91 vs. Gardner-Webb, 1-10-21 (W, 91-83)

### Scored 100+ points

110 vs. Mary Baldwin, 11-9-21 (W, 110-78)

### Both Team Score 100 Points Or More

vs. UNC Asheville, 2-26-14 (W, 107-100 in OT)

### Held opponent to 40-49 points

vs. Converse, 12-31-21 (W, 78-40)

### Held opponent to 30-39 points

vs. Lenoir-Rhyne, 11-20-12 (W, 59-35)

### Held opponent to 20-29 points

at College of Charleston (29), 2-26-83 (L, 29-23)

### Allowed 70-79 points

72 vs. Campbell, 1-10-22 (W, 74-72)

### Allowed 80-89 points

80 vs. UNC Asheville, 1-13-22 (W, 86-80 in OT)

### Allowed 90-99 points

92 at Washington State, 11-22-21 (L, 92-86)

### Allowed 100 points or more

119 at Auburn, 11-24-17 (L, 119-85)

### Scored 50 in a half

at Washington State, 11-22-21 (58-2nd half)

### Allowed 50 in a half

vs. Campbell, 12-30-20 (50-2nd half)

### Allowed 60 in a half

vs. Gardner-Webb, 1-24-19 (62-2nd half)

### Scored 60 in a half

vs. Pfeiffer, 11-25-19 (68-2nd half)

### Allowed 60 in a half

vs. Gardner-Webb, 1-24-19 (62-2nd half)

### Scored 70 in a half

vs. Pfeiffer, 11-13-18 (73-1st half)

### Held Opponent under 20 points in a half

vs. Converse, 12-31-21 (16-1st half)

### Scored under 20 points in a half

at Radford, 2-12-21 (18-1st half)

### Won in overtime

vs. UNC Asheville, 1-13-22 (W, 86-80 in OT)

### Lost in overtime

at UNC Asheville, 2-9-17 (L, 104-101 in 2OT)

### Won At The Buzzer

at Radford, 2-13-16 (W, 86-84 / Keon Johnson GW Jumper)

### Lost At The Buzzer

at Fresno State, 11-10-19 (L, 77-74)

### Played In Double-Overtime

vs. Gardner-Webb, 1-11-20 (W, 99-95 in 3OT)

### Played In Triple-Overtime

vs. Gardner-Webb, 1-11-20 (W, 99-95 in 3OT)

### Played Overtime In Non-Conference Game

vs. Mercer, 11-13-21 (W, 88-85 in OT)

### Played Overtime In Non-Conference Home Game

vs. Furman, 11-30-16 (W, 58-57/OT)

### Played Overtime In Non-Conference Road Game

at Illinois, 11-21-16 (W, 84-80/OT)

### Played In Back-To-Back Overtime Games:

12-31-15, won 82-72 over Longwood, 1-3-16, lost 90-87 in 2OT to High Point)

### Shot 50-59 percent from field

at Charleston Southern, 1-15-22 (.545-Won 70-65)

### Shot 60 percent or better from field

vs. (3) Campbell, 3-7-21 (.627-Won 80-53)

### An opponent shot 50-59 percent from field

vs. Mississippi State, 12-21-21 (.574-Lost 84-63)

### An opponent shot 60 percent or better from field

vs. Campbell, 12-30-20 (.620-Won 84-83)

### Shot 50-59 percent from the field in a half

vs. Gardner-Webb, 1-22-22 (.533-2nd half)

### Shot 60-69 percent from the field in a half

at Presbyterian, 1-20-22 (.619-2nd half)

### Shot 70 percent or better from the field in a half

vs. (3) Campbell, 3-7-21 (.792-2nd half)

### Shot 50 percent or better in each half

vs. Mary Baldwin, 11-9-21 (1st .629/2nd .548)

### Pulled down 50 rebounds or more

vs. Converse, 12-31-21 (52)

### Allowed 50 or more rebounds

vs. Charleston Southern, 2-23-19 (51)

### Pulled down 60 rebounds or more

vs. Pfeiffer, 11-25-19 (61)

### Had 40 or more defensive rebounds

vs. Pfeiffer, 11-25-19 (45)

### Had 20 Offensive rebounds

vs. Carver College, 12-11-21 (20)

### Allowed opponent 20 Offensive rebounds

at Charleston Southern, 1-15-22 (21)

### Outrebounded Opponent by 20

vs. Converse, 12-31-21 (+22/52-30, W, 78-40)

### Outrebounded by 20

at Colorado State, 11-14-17 (-22/51-29, L 80-76)

### Won by 20-29 points

at Hampton, 1-16-20 (W, 116-95/+21)

### Won by 30-39 points

vs. Converse, 12-31-21 (W, 78-40/+38)

### Won by 40-49 points

vs. Pfeiffer, 11-25-19 (W, 127-83/+44)

### Won by 50+ points

vs. Mars Hill, 11-21-17 (W, 104-49/+55)

### Lost by 20-29 points

at #21 Maryland, 12-6-14 (L, 82-62/-20)

### Lost by 30-39 points

at Auburn, 11-24-17 (L, 119-85)

### Lost by 40-49 points

vs. Duke, 3-14-02 (L, 84-37/-47)

### Lost by 50+ points

at Syracuse, 11-22-96 (L, 106-51/-55)

### Hit 10 or more threes

vs. Campbell, 1-10-22 (11)

### Hit 15 or more threes

at Washington State, 11-22-21 (16)

### Allowed 10 or more threes

vs. UNC Asheville, 1-13-22 (10)

### Allowed 15 or more threes

vs. Pfeiffer, 11-13-18 (20)

### Did not hit a three-pointer in a game

vs. Presbyterian College, 2-14-12 (0-8)

### Held opponent without a three-pointer

at Liberty, 1-22-15 (0-10)

### Shot 60 percent from three (10 made min.)

vs. Charleston Southern, 1-27-16 (17-28/.607%)

### Shot 100 percent from FT Line (10 made min.)

vs. Coastal Carolina, 2-18-16 (20-20)

### Shot 50 percent or less from FT Line (15 FTA min.)

at USC Upstate, 12-12-20 (8-for-19/42%)

### Attempted 30-39 Free Throws

vs. UNC Greensboro, 12-1-20 (37)

### Attempted 40-49 free throws

vs. Gardner-Webb, 1-11-20 (40)

### Attempted 50 or more free throws

vs. Campbell, 12-30-20 (50)

### Dished out 20 or more assists

vs. Mary Baldwin, 11-9-21 (21)

### Had 15 Or More Steals

vs. Greensboro College, 12-6-16 (20-One shy of school record)

### No Steals in a game

vs. Villanova (3/19/21)

### Had 10 or More Blocks

at High Point, 2-10-18 (10)

### Commit 5 or fewer turnovers in a game

at Coastal Carolina, 3-8-15 (5)

### Commit 20 or more turnovers in a game

vs. Campbell, 12-30-20 (22)

### Commit 30 or more turnovers in a game

No games since 1994-95 (no team game-by-game available prior)

### Had 3 players in double-figures

vs. Campbell, 1-10-22 (Hightower 17, Buggs 12, Anumba 10)

### Had 4 players in double-figures

at Charleston Southern, 1-15-22 (Good 16, Burns Jr. 14, Jones Jr. 10, Buggs 10)

### Had 5 or more players in double-figures

vs. Furman, 12-7-21 (Anumba 18, Hightower 16, Burns Jr. 12, Buggs 13, Talford 10)

### Had 6 or more players in double-figures

vs. Mary Baldwin, 11-9-21 (Burns Jr. 30, Hightower 13, Talford 13, Corbin 12, McMahon 10, Claxton 10)

### Had 7 or more players in double-figures

vs. Pfeiffer, 11-25-19 (Burns Jr. 19, Corbin 16, Ferguson 14, Jones Jr. 13, Zunic 13, King 11, Hale 10)

### Played a ranked team

vs. #18 Villanova, 3-19-21 (Lost, 73-63)

## WINTHROP PLAYER...

### Score 20-29 Points

12-31-21 vs. Converse (D.J. Burns Jr., 20)

### Score 30-39 Points

1-20-22 at Presbyterian College (Patrick Good, 31)

### Score 40 Or More Points

2-9-17 at UNC Asheville (Keon Johnson, 40)

### Had two players score 20 or more points same game

1-16-20 at Hampton (D.J. Burns Jr. 22/Josh Ferguson 20)

### Hit 10 Field Goals Or More

Patrick Good, at Presbyterian College, 1-20-22 (10-of-14)

### Made 10 or more free throws

Bjorn Broman vs. Gardner-Webb, 1-24-19 (11-of-13)

### Made 5 or more threes

Patrick Good at Presbyterian College, 1-20-22 (7-of-11)

### Had 20 or more rebounds

Xavier Cooks at Longwood (20)

### Had 20 points, 20 rebounds same game

Xavier Cooks at Longwood (21 points, 20 rebounds)

### Dish Out 10 Or More Assists

Chandler Vaudrin/Russell Jones Jr. vs. (8) High Point, 3-1-21

### Record 5 Or More Steals

Cory Hightower (5, at Middle Tennessee State, 11-16-21)

### Have 5 Or More Blocks

Josh Ferguson vs. ETSU, 11-17-18 (5)

### Registered A Double-Double (Guard)

Adam Pickett (23 points, 12 rebounds vs. Presbyterian College, 2-13-19)

### Registered A Double-Double (Forward/Center)

Cory Hightower (13 points, 11 rebounds vs. UNC Asheville, 1-13-22)

### Two Player Record Double-Double

at Gardner-Webb, 2-15-18 (Xavier Cooks/Adam Pickett)

### Registered A Triple-Double

Chandler Vaudrin (10 points, 12 rebounds, 10 assists vs. (8) High Point, 3-1-21)



# 2021-22 MISC. STATS

## Most 1st Half Points

Winthrop 58 vs. Mary Baldwin  
Opponents 47 at Wash St./Miss. St.

## Most 2nd Half Points

Winthrop 58 at Washington St.  
Opponents 45 at Washington St.

## Fewest 1st Half Points

Winthrop 20 at PC  
Opponents 16 vs. Converse

## Fewest 2nd Half Point

Winthrop 27 at High Point  
Opponents 24 vs. Converse

## Largest Half Time Lead

Winthrop 22 vs. Converse  
Opponents 19 at Washington St.

## Largest Margin of Victory

Winthrop +38 vs. Converse  
Opponents 14 at Vanderbilt

## Largest Deficit in Win

Winthrop 15 vs. Mercer

## Largest Deficit In Loss

Winthrop 24 at Wash. St.

## Largest Lead In Loss

Winthrop 12 at Elon

## Largest Lead In Win

Winthrop 42 vs. Converse

## Most Points 1st OT

Winthrop 11 vs. UNCA  
Opponents 5 (UNCA/Mercer)

## Most Points 2nd OT

Winthrop n/a  
Opponents n/a

## Most Points 3rd OT

Winthrop n/a  
Opponents n/a

Career numbers (below) only reflect NCAA D1 level

## First Player To Score

Burns Jr. 11  
Buggs 2  
Corbin 2  
Good 2  
Anumba 1  
Claxton 1

Anumba

1 4

## Steals Leader

Good 6 25  
Hightower 5 32  
Claxton 4 11  
Talford 4 5  
Buggs 3 35  
Jones Jr. 2 16  
McMahon 2 7  
Anumba 1 12  
Burns Jr. 1 5  
King 1 3  
Corbin 1 2

## Blocks Leader

Talford 8 10  
Burns Jr. 7 31  
Claxton 6 23  
Hightower 4 32  
Buggs 3 16  
Anumba 2 8  
Corbin 1 2  
King 0 6

## Dunks

Talford 14 24  
Claxton 11 60  
Burns Jr. 5 15  
King 2 2  
Anumba 1 1  
Corbin 0 2

## Double-Figures

Burns Jr. 15 47  
Hightower 10 67  
Good 7 40  
Talford 7 12  
Anumba 5 23  
Buggs 4 38  
Jones Jr. 4 16  
Corbin 3 10  
Claxton 1 9  
McMahon 1 6  
Claxton 1 1  
King 0 4

## 20-29 Points

Burns Jr. 4 8  
Good 1 6  
Hightower 0 5  
Buggs 0 2  
Corbin 0 1  
Jones Jr. 0 1  
McMahon 0 1

## 30+ Points

Good 2 3  
Burns Jr. 1 1

## 40+ Points

none

## 10+ Assists

Buggs 0 5  
Hightower 0 1  
Jones Jr. 0 1

## 10+ Rebounds

Hightower 3 10  
Talford 2 2  
Anumba 0 1

## 20+ Rebounds

none

## 5+ Steals

Cory Hightower 1 1

## Double-Doubles

Cory Hightower 2 9  
Kelton Talford 2 2  
Chase Claxton 1 1  
Drew Buggs 0 3

## 20/20 Pts/Reb

none

## Triple-Doubles

Cory Hightower 0 1

## Points Leader

Sea. Car.

Burns Jr. 8 24  
Hightower 4 22  
Good 4 21  
Corbin 2 6  
Anumba 1 3  
Talford 1 1  
Buggs 0 14  
Jones Jr. 0 3  
Claxton 0 2  
McMahon 0 1

## Rebound Leader

Sea. Car.

Hightower 7 38  
Talford 4 8  
Anumba 3 12  
Burns Jr. 3 7  
Claxton 2 7  
Good 1 2  
Buggs 1 1  
Jones Jr. 1 1

## Assist Leader

Sea. Car.

Buggs 15 81  
Hightower 3 18  
Jones Jr. 3 7  
Burns Jr. 2 2



# EAGLE EYE VIEW OF THE TEAM

## LAST 10 WINS

64-62 vs. Gardner-Webb, 1-22-22  
 60-58 at Presbyterian College, 1-20-22  
 70-65 at Charleston Southern, 1-15-22  
 86-80 (OT) vs. UNC Asheville, 1-13-22  
 74-72 vs. Campbell, 1-10-22  
 78-40 vs. Converse, 12-31-21  
 83-52 vs. Carver College, 12-11-21  
 85-80 vs. Furman, 12-7-21  
 82-75 vs. Hartford, 12-1-21  
 82-74 at Washington, 11-27-21

## LAST 10 LOSSES

65-56 at High Point, 1-24-22  
 84-63 vs. Mississippi State, 12-21-21  
 83-81 at Elon, 12-15-21  
 74-64 at Coastal Carolina, 12-4-21  
 92-86 at Washington State, 11-22-21  
 77-63 at Vanderbilt, 11-20-21  
 76-65 at Middle Tennessee, 11-16-21  
 57-55 vs. UNC Asheville, 1-29-21  
 87-81 vs. Hampton, 2-22-20  
 74-70 at Gardner-Webb, 2-13-20

### Winthrop All-Time Record By Months

November	115-85 (.575)
December	129-140 (.477)
January	242-177 (.578)
February	213-144 (.596)
March	52-31 (.627)

### Record By Days Of The Week Since 2012-13

Year	Monday	Tuesday	Wednesday	Thursday	Friday	Saturday	Sunday	Overall
12-13	0-0	3-3	4-5	0-1	0-0	6-8	1-0	14-17
13-14	0-0	2-1	7-5	1-0	1-0	8-5	1-2	20-13
14-15	3-1	1-0	5-3	2-2	1-1	6-5	1-1	19-13
15-16	2-0	3-2	3-2	3-2	2-1	9-1	1-1	23-9
16-17	1-0	3-0	5-0	6-2	1-1	9-3	1-1	26-7
17-18	1-0	1-4	3-1	3-2	1-3	7-2	3-0	19-12
18-19	1-0	1-3	2-2	5-3	0-0	8-4	1-0	18-12
19-20	3-1	1-0	1-1	9-3	1-1	8-3	1-1	24-10
20-21	2-0	3-0	2-0	7-0	3-1	3-0	3-0	23-1
21-22	1-2	2-2	1-1	2-0	1-0	5-2	0-0	12-7
<b>Totals</b>	<b>14-4</b>	<b>20-15</b>	<b>33-20</b>	<b>37-15</b>	<b>11-8</b>	<b>70-32</b>	<b>15-6</b>	<b>198-101</b>

### Double Digit Deficits In A Win (Since 2012-13)

(most recent in **Bold/Italic**)

15	11-13-21 vs. Mercer	W	88-85 OT
15	3-8-20 vs. (5) Hampton	W	76-68
15	1-25-14 vs. VMI	W	58-57
15	1-5-19 at UNCA	W	80-65
14	2-13-19 vs. PC	W	93-85
14	12-20-16 vs. Georgia Southern	W	86-84
13	1-24-15 vs. Campbell	W	71-63
12	1-16-20 at Hampton	W	116-95
12	11-28-18 at Tennessee Tech	W	82-70
12	12-29-18 vs. Prairie View	W	76-62
12	11-21-16 at Illinois	W	84-80 OT
12	3-5-14 vs. Liberty	W	77-65
12	11-9-13 vs. Roanoke College	W	93-74
11	1-20-22 at Presbyterian	W	60-58
11	12-21-19 vs. Elon	W	85-80
11	1-24-18 at Longwood	W	95-78
11	1-19-17 vs. UNCA	W	76-73
11	2-26-14 vs. UNCA	W	107-100 OT
<b>10</b>	<b><i>1-22-22 vs Gardner-Webb</i></b>	<b><i>W</i></b>	<b><i>64-62</i></b>
10	2-18-21 at High Point	W	76-70
10	12-16-17 at Alabama State	W	88-80
10	1-12-18 at Charleston Southern	W	64-53
10	12-17-16 at Hampton	W	86-79
10	12-29-16 at Charleston Southern	W	84-68
10	1-24-16 at Longwood	W	82-68

### Double Digit Leads In A Loss (Since 2012-13)

23	1-6-16 at UNCA	L	85-84
18	1-26-19 at PC	L	99-91
17	1-10-15 at Gardner-Webb	L	65-64
16	2-11-15 at High Point	L	73-72
15	12-7-19 vs. Coastal Carolina	L	92-88
14	11-14-17 at Colorado State	L	80-76
14	1-28-17 vs. High Point	L	83-80 OT
12	12-15-21 at Elon	L	63-61
12	1-17-15 vs. Radford	L	85-77
12	2-1-14 at High Point	L	65-64
12	2-19-13 at Gardner-Webb	L	65-52
11	2-6-13 at UNCA	L	69-56
10	2-21-19 at Radford	L	87-81
10	1-26-14 at Radford	L	58-57

## 2021-22 STARTERS BY GAME

DATE	OPPONENT	G	G	G/F	F	F/C
11/9	Mary Baldwin	Drew Buggs	Josh Corbin	Micheal Anumba	Cory Hightower	D.J. Burns Jr.
11/13	Mercer	Drew Buggs	Josh Corbin	Micheal Anumba	Cory Hightower	Kelton Talford
11/16	at Middle Tennessee	Sin'Cere McMahon	Josh Corbin	Micheal Anumba	Cory Hightower	D.J. Burns Jr.
11/20	at Vanderbilt	Drew Buggs	Josh Corbin	Micheal Anumba	Cory Hightower	D.J. Burns Jr.
11/22	at Washington State	Drew Buggs	Josh Corbin	Micheal Anumba	Chase Claxton	D.J. Burns Jr.
11/27	at Washington	Drew Buggs	Patrick Good	Micheal Anumba	Cory Hightower	D.J. Burns Jr.
12/1	Hartford	Drew Buggs	Patrick Good	Micheal Anumba	Cory Hightower	D.J. Burns Jr.
12/4	at Coastal Carolina	Drew Buggs	Patrick Good	Micheal Anumba	Cory Hightower	D.J. Burns Jr.
12/7	Furman	Drew Buggs	Patrick Good	Micheal Anumba	Cory Hightower	D.J. Burns Jr.
12/11	vs. Carver	Drew Buggs	Russell Jones Jr.	Patrick Good	Micheal Anumba	D.J. Burns Jr.
12/15	at Elon	Russell Jones Jr.	Patrick Good	Micheal Anumba	Cory Hightower	D.J. Burns Jr.
12/21	vs. Mississippi St.	Drew Buggs	Patrick Good	Micheal Anumba	Cory Hightower	D.J. Burns Jr.
12/31	Convers College	Drew Buggs	Patrick Good	Micheal Anumba	Cory Hightower	D.J. Burns Jr.
1/10	Campbell	Drew Buggs	Russell Jones Jr.	Micheal Anumba	Cory Hightower	D.J. Burns Jr.
1/13	UNC Asheville	Drew Buggs	Patrick Good	Micheal Anumba	Cory Hightower	D.J. Burns Jr.
1/15	at Charleston Southern	Drew Buggs	Patrick Good	Micheal Anumba	Cory Hightower	D.J. Burns Jr.
1/20	at Presbyterian College	Russell Jones Jr.	Patrick Good	Micheal Anumba	Cory Hightower	D.J. Burns Jr.
1/22	Gardner-Webb	Russell Jones Jr.	Patrick Good	Micheal Anumba	Cory Hightower	D.J. Burns Jr.
1/24	at High Point	Drew Buggs	Patrick Good	Micheal Anumba	Cory Hightower	D.J. Burns Jr.
1/26	at USC Upstate					
1/29	at Longwood					
2/2	North Carolina A&T					
2/5	at Hampton					
2/9	Radford					
2/12	Presbyterian College					
2/16	at Gardner-Webb					
2/19	at UNC Asheville					
2/23	USC Upstate					
2/26	Charleston Southern					

## 2021-22 SPECIALTY STATS

DATE/OPPONENT		IN PAINT (WU/OPP)	OFF-TO (WU/OPP)	2ND CHANCE (WU/OPP)	FAST BREAK (WU/OPP)	BENCH	TIES/LEAD	LARGEST LEAD	BIGGEST DEFICIT
11/9	Mary Baldwin	50/32	24/6	10/4	17/6	48/23	0/2	33	1
11/13	Mercer	36/44	27/16	4/10	23/12	57/4	5/6	3	15
11/16	at Middle Tennessee	24/36	3/29	6/10	6/20	18/23	3/2	6	13
11/20	at Vanderbilt	24/42	9/19	0/9	5/6	31/4	5/2	2	18
11/22	at Washington St.	24/28	11/14	16/12	5/2	56/30	0/0	none	24
11/27	at Washington	40/28	20/10	16/4	9/5	23/15	0/2	12	1
12/1	Hartford	36/28	13/11	5/4	6/9	22/3	3/6	8	3
12/4	at Coastal Carolina	26/26	15/10	6/17	4/21	20/4	3/5	4	14
12/7	Furman	44/24	18/7	5/8	7/8	17/14	10/24	5	5
12/11	vs. Carver College	34/24	11/14	18/5	14/7	53/18	0/1	32	none
12/15	at Elon	18/26	15/16	11/7	3/3	15/17	2/4	12	7
12/21	vs. Mississippi State	30/32	9/18	5/8	6/6	22/16	0/0	none	23
12/31	Converse College	40/16	26/11	11/0	14/6	41/15	1/2	42	1
1/10	Campbell	26/26	7/9	15/3	6/5	25/7	14/10	7	7
1/13	UNC Asheville	60/30	20/21	10/9	15/10	25/0	9/19	7	5
1/15	at Charleston Southern	32/24	8/19	5/22	6/7	21/7	7/9	9	7
1/20	at Presbyterian College	22/32	18/22	10/12	13/8	8/14	4/5	7	11
1/22	Gardner-Webb	34/26	15/11	5/5	11/3	8/17	4/5	5	10
1/24	at High Point	32/30	17/23	5/9	6/15	25/12	5/4	7	16
1/26	at USC Upstate								
1/29	at Longwood								
2/2	North Carolina A&T								
2/5	at Hampton								
2/9	Radford								
2/12	Presbyterian College								
2/16	at Gardner-Webb								
2/19	at UNC Asheville								
2/23	USC Upstate								
2/26	Charleston Southern								
<b>Totals</b>		<b>632/554</b>	<b>286/286</b>	<b>163/158</b>	<b>176/159</b>	<b>535/243</b>	<b>75/108</b>	<b>Largest - 42</b>	<b>Biggest - 24</b>
<b>Averages</b>		<b>33.3/29.2</b>	<b>15.1/15.1</b>	<b>8.6/8.3</b>	<b>9.3/8.4</b>	<b>28.2/12.8</b>			

# MARK PROSSER

Rock Hill, S.C. – Winthrop University Mark Prosser has been hired as the 7th head coach in Winthrop men's basketball history, announced Friday by the Vice President for Intercollegiate Athletics Ken Halpin.

Prosser has spent the last three seasons as the head coach of the Western Carolina men's basketball program and is no stranger to Winthrop. In April of 2012, Prosser was hired as an assistant coach under Pat Kelsey and then served as Associate Head Coach from August of 2013 until his departure to Western Carolina in the spring of 2018.

Before departing for Western Carolina, Prosser played a role in helping bring the Winthrop men's basketball program back to the top of the Big South Conference, which was achieved when the Eagles captured the 2017 Big South Conference Championship and returned to the NCAA Tournament.

"My family and I could not be more excited to come home to Winthrop University and the Rock Hill community," said Prosser. "We'd like to thank Dr. Halpin, Dr. Hynd, the Board of Trustees and the entire Winthrop community for entrusting us with one of the most prestigious college basketball programs in the country."

In just his second season at the helm of the Cata-mounts program, Prosser led the team to a 12-win improvement to finish the season at 19-12. It was the second-most improved mark across NCAA Division I men's basketball. That season the team reached the Southern Conference semifinals before falling to eventual champion ETSU. That season Prosser's achievement was recognized by College Insider as he was honored as the Skip Prosser 'Man of the Year' award, which is named after his father.

Winthrop has been one of the top three-point shooting teams in the Big South Conference and nationally over the last 5-6 years and Prosser's teams in three seasons averaged 9.15 threes per game, which included a program record for a single-season with 302 in 2019-20. In 2018-19 the team set the program record for threes in a single-season, which now sits as the second-most.

Prosser began his coaching career as an assistant coach with Wofford College in Mike Young's first season (2002-03). During that season the Terriers posted a 14-15 mark, which included a 79-77 victory at Virginia Tech. In the Southern Conference, Wofford posted an 8-8 record and advanced to the quarterfinals of the conference tournament.

Following his year at Wofford, Prosser headed to Bucknell as an assistant from 2003-08 under Pat Flannery.

It was at Bucknell that Prosser experienced the most post-season success as the Bison scored two NCAA Tournament upset victories during his tenure. In 2005, the 14th-seeded Bison upset No. 3 Kansas in the first

round, earning the award for "Best Upset" at the 2005 ESPY Awards, and finished the year ranked 25th overall nationally with a 23-10 record. The following season, No. 9 seed Bucknell defeated No. 8 Arkansas in March Madness.

In 2005-06, the Bison went undefeated in Patriot League play, the first team to do so in conference history. The team was ranked in the top 25 for the first time in school history and featured Patriot League Player of the Year Charles Lee. For the NCAA Tournament, the Bison were seeded 9th and defeated Arkansas in the first round. In the second round they were defeated by Memphis to end the season at 27-5, the best record in school history.

While at Bucknell, Prosser signed 2008 Patriot League All-Freshman team selection Todd O'Brien and was involved in the player development of Charles Lee, who went on to sign a professional contract with the NBA's San Antonio Spurs. Lee was a three-time All-Patriot League selection and the 2006 Patriot League Player of the Year.

In the summer of 2008, Prosser returned to the sidelines at Southern Conference-member Wofford. During his first season back in Spartanburg in 2008, the Terriers set a school record with 12 SoCon wins. In addition, the team posted its first winning overall record since moving to the NCAA Division I level. The following year, Prosser helped Wofford reach a school-record 26 wins along with the Southern Conference Championship and a trip to the NCAA Tournament.

All told, with Prosser on the bench in Spartanburg, the Terriers posted a 63-36 (.636) overall record, highlighted by back-to-back SoCon regular season and tournament championships, and consecutive appearances in the NCAA Tournament. He helped Wofford to a then school-record 26 victories in 2009-10 with a second 20-win season in 2010-11 with a squad that led the SoCon in assists and was also first in assist/turnover margin. Wofford also was eighth in the nation in 3-point percentage and 12th in overall field goal percentage.

Prosser was instrumental in the development of three-time first-team All-SoCon selection Noah Dahlman, a post player who scored more than 2,000 career points and was twice dubbed SoCon Tournament MVP. A native of Wheeling, W.Va., Prosser played collegiately at Marist College in Poughkeepsie, N.Y., before a knee injury ended his career prematurely. He began his coaching career as a student assistant coach at Marist until his graduation in 2002, helping the Red Foxes to a share of the Metro-Atlantic Athletic Conference (MAAC) regular season title in 2001-02.

Prosser and his wife Emily are the parents of two -- a daughter, Ava Grayce and a son, Declan.



## Career Record

Winthrop: 12-7

Career: 54-83

Big South: 5-1

## Coaching Experience

1999-2002

Marist

Student Assistant

2002-03

Wofford College

Assistant Coach

2003-08

Bucknell

Assistant Coach

2008-11

Wofford College

Assistant Coach

2011-12

Brevard College

Head Coach

2012-2013

Winthrop

Assistant Coach

2013-18

Winthrop

Associate Head Coach

2018-21

Western Carolina

Head Coach

2021-present

Winthrop

Head Coach

## Playing Experience

1998-99

Marist

# MARK PROSSER ERA



## Prosser Facts

- Hired as the 7th head coach in Winthrop men's basketball history on Apr. 2, 2021
- Earned his first win at Winthrop on Nov. 9, 2021 with a 110-78 victory over Mary Baldwin as all seven head coaches in program history won in their debut
- Became the 4th coach in program history to begin Winthrop career 2-0
- Prosser and Marshall are also the only coaches to start Big South career 5-0
- Joined Dan Kenney and Gregg Marshall as the only Winthrop coach to get a win in their first Big South Conference regular season contest
- Led Eagles to first ever win over PAC 12 opponent with an 82-74 win at Washington on Nov. 27, 2021
- The win at Washington was the first over a Power 5 team in his career (8th meeting ever vs. Power 5 and is now 1-7)
- Has been on staff for nine conference championship title games and five NCAA Tournament appearances
- Between being the head coach and an assistant coach he's represented Winthrop in 202 games on the bench

## WINTHROP 1ST YEAR HEAD COACHING RECORDS THROUGH 19 GAMES

Nield Gordon	13-6
Gregg Marshall	13-6
Mark Prosser	12-7
Randy Peele	12-7
Dan Kenney	10-9
Pat Kelsey	8-11
Steve Vacendak	5-14

## PROSSER TRENDS

	<u>WU</u>	<u>Career</u>
Lead at the half:	7-3	39-16
Trail at the half:	3-4	11-65
Tied at the half:	2-0	4-2
Double-Figure leads at the half:	3-0	16-1
Double-Figure deficit at the half:	1-2	4-36
Score 80+ :	7-1	32-11
Score 70+:	10-1	46-28
Score 60+:	12-6	49-45
Score less than 60:	0-1	0-23
Allow 80+:	3-2	13-33
Allow 70+:	7-4	34-66
Allow 60+:	9-7	44-71
Allow less than 60 points:	3-0	10-2
Shoot 50% or better:	7-0	31-10
Shoot 40% or better:	12-5	52-50
Shoot 70% or better at FT Line:	6-5	27-36
Shoot 80% or better at FT Line:	2-1	15-11
Higher field goal percentage:	12-2	47-16
Lower field goal percentage:	0-5	7-66
Same field goal percentage:	0-0	0-1
Outrebound opponent:	8-1	41-29
Outrebound opponent 10+:	4-0	16-6
Outrebounded by opponent:	3-6	9-48
Rebounds are even:	1-0	4-6
More free throw attempts:	9-2	33-28
Fewer free throw attempts:	3-5	18-49
Free throw attempts are even:	0-0	2-3
Make 7+ 3's:	8-4	44-54
Make 10+ 3's:	6-2	32-17
Day games:	3-1	29-33
Night games:	9-6	24-50
Morning games:	0-0	1-0
Games on Monday:	1-2	4-6
Games on Tuesday:	2-2	4-7
Games on Wednesday:	1-1	8-26
Games on Thursday:	2-0	5-6
Games on Friday:	1-0	2-7
Games on Saturday:	5-2	29-30
Games on Sunday:	0-0	2-1

## Games Decided By:

1 point:	4-1
2 points:	6-3
5 points or less:	14-16
6-9 points:	13-16
Double-figures:	21-45



# PROSSER ALL-TIME RECORD vs. OPPONENTS

Team	Games	Overall	Home	Road	Neutral	BSC Tourney	PF	PA
Anderson (S.C.)	2	1-1	0-1	1-0	0-0	0-0	145	140
Barton	1	0-1	0-0	0-0	0-1	0-0	55	89
Belmont Abbey	1	0-1	0-1	0-0	0-0	0-0	80	90
Bryan	1	1-0	1-0	0-0	0-0	0-0	70	64
Bowling Green	1	0-1	0-0	0-1	0-0	0-0	52	73
Campbell	1	1-0	1-0	0-0	0-0	0-0	74	72
Carson-Newman	2	0-2	0-1	0-1	0-0	0-0	108	153
Carver College	1	1-0	0-0	0-0	1-0	0-0	83	52
Catawba College	2	0-2	0-1	0-1	0-0	0-0	106	135
Charleston Sou.	1	1-0	0-0	1-0	0-0	0-0	70	65
Chattanooga	6	3-3	1-2	2-1	0-0	0-0	466	470
Citadel	7	5-2	3-0	2-1	0-1	0-0	604	579
Coastal Carolina	1	0-1	0-0	0-1	0-0	0-0	64	74
College of Charleston	2	1-1	0-1	1-0	0-0	0-0	150	147
Converse	1	1-0	1-0	0-0	0-0	0-0	78	40
Elon	1	0-1	0-0	0-1	0-0	0-0	61	63
ETSU	7	0-7	0-3	0-3	0-1	0-0	477	567
Florida State	1	0-1	0-0	0-1	0-0	0-0	74	79
Furman	7	1-6	1-3	0-3	0-0	0-0	509	562
Gardner-Webb	2	2-0	2-0	0-0	0-0	0-0	135	121
Georgia	1	0-1	0-0	0-1	0-0	0-0	72	91
Hartford	1	1-0	1-0	0-0	0-0	0-0	82	75
High Point	2	0-2	0-0	0-2	0-0	0-0	115	151
Hiwassee	1	1-0	1-0	0-0	0-0	0-0	94	55
Iowa	1	0-1	0-0	0-1	0-0	0-0	60	78
Jacksonville	2	2-0	1-0	1-0	0-0	0-0	173	159
Jacksonville State	1	0-1	0-0	0-0	0-1	0-0	53	84
Lees-McRae	1	1-0	1-0	0-0	0-0	0-0	71	55
Lenoir-Rhyne	2	1-1	1-0	0-1	0-0	0-0	133	130
Lincoln Memorial	2	0-2	0-1	0-1	0-0	0-0	101	153
Mars Hill	2	2-0	1-0	1-0	0-0	0-0	169	156
Mary Baldwin	1	1-0	1-0	0-0	0-0	0-0	110	78
Mercer	8	4-4	3-1	0-3	1-0	0-0	622	594
Middle Tennessee	1	0-1	0-0	0-1	0-0	0-0	65	76
Mississippi State	1	0-0	0-0	0-0	0-1	0-0	63	84
Montevallo	1	0-1	0-1	0-0	0-1	0-0	40	83
Mount Olive	1	0-1	0-0	0-1	0-0	0-0	78	100
Newberry	3	1-2	1-1	0-1	0-0	0-0	239	261
North Carolina A&T	2	2-0	1-0	1-0	0-0	0-0	194	162
North Carolina State	1	0-1	0-0	0-1	0-0	0-0	67	100
North Georgia	1	0-1	0-0	0-1	0-0	0-0	66	75
North Greenville	1	0-1	0-0	0-1	0-0	0-0	61	68
Piedmont	2	2-0	2-0	0-0	0-0	0-0	204	105
Presbyterian	1	1-0	0-0	1-0	0-0	0-0	60	58
Samford	5	3-2	2-0	1-2	0-0	0-0	422	391
SMU	1	0-1	0-0	0-1	0-0	0-0	65	98
Southern Miss	1	0-1	0-0	0-0	0-1	0-0	63	68
Stetson	1	1-0	0-0	1-0	0-0	0-0	70	64
Tennessee Tech	2	2-0	1-0	1-0	0-0	0-0	165	151
Troy	1	0-1	0-0	0-0	0-1	0-0	64	66
Tusculum	2	0-2	0-1	0-1	0-0	0-0	113	140
UNC Asheville	5	4-1	2-0	2-1	0-0	0-0	366	386
UNC Greensboro	6	1-5	0-3	1-2	0-0	0-0	393	459
UNC Wilmington	1	1-0	0-0	0-0	1-0	0-0	98	76
Vanderbilt	1	0-1	0-0	0-1	0-0	0-0	63	77
VCU	1	0-1	0-0	0-1	0-0	0-0	68	93
VMI	7	2-5	1-2	1-2	0-1	0-0	547	575
Wake Forest	1	0-1	0-0	0-1	0-0	0-0	64	71
Washington	1	1-0	0-0	1-0	0-0	0-0	82	74
Washington State	1	0-1	0-0	0-1	0-0	0-0	86	92
Wingate	2	0-2	0-1	0-1	0-0	0-0	110	147
Wofford	6	2-4	1-2	1-2	0-0	0-0	405	474
Wright State	1	0-1	0-0	0-1	0-0	0-0	73	96
Xavier	1	0-1	0-0	0-1	0-0	0-0	61	74
Young Harris	2	0-2	0-1	0-1	0-0	0-0	140	171
<b>TOTALS</b>	<b>137</b>	<b>54-83</b>	<b>30-26</b>	<b>20-48</b>	<b>3-9</b>	<b>0-0</b>	<b>10,009</b>	<b>9,524</b>

## WINTHROP'S ALL-TIME 30/40-POINT GAMES

### 40-POINT GAMES

Melvin Branham (Jr.)	45	Jan. 10, 1994 at Charleston Southern
David McMahan	42	Jan. 15, 1996 vs. Coastal Carolina
Keon Johnson	40	Feb. 9, 2017 at UNC Asheville
Michael Jenkins	40	Nov. 10, 2006 vs. North Greenville
Fred McKinnon	40	Nov. 29, 1985 vs. Morris College

### 30-POINT GAMES

Keon Johnson	39	Feb. 4, 2017 vs. Campbell
Mike Gaither	39	Nov. 18, 1982 vs. Coker College (Clover, SC)
Keon Johnson	38	Nov. 21, 2016 at Illinois
Jimmy Gavin	38	Nov. 27, 2015 at North Carolina State (Raleigh, NC)
Greg Lewis	38	Dec. 21, 1999 vs. UNC Greensboro
Keon Johnson	37	Dec. 31, 2016 vs. Radford
Robbie Waldrop	37	Feb. 12, 1998 at Charleston Southern
Xavier Cooks	36	Feb. 15, 2018 at Gardner-Webb
Keon Johnson	36	Jan. 27, 2016 vs. Charleston Southern
Fred McKinnon	36	Feb. 2, 1985 at Livingstone College
Charles Brunson	36	Nov. 25, 1980 at Voorhees
Nych Smith	35	Jan. 26, 2019 at Presbyterian College
Fred McKinnon	35	Jan. 16, 1986 vs. Central Wesleyan College
Charles Brunson	35	Feb. 4, 1982 vs. Erskine
Charles Brunson	35	Dec. 10, 1980 at Belmont Abbey
David McMahan	34	Dec. 30, 1995 at Georgia State
Charles Brunson	34	Nov. 22, 1980 at Morris College
Charles Brunson	34	Nov. 19, 1980 vs. Allen University
Patrick Good	33	Nov. 22, 2021 at Washington State
Andre Jones	33	Dec. 27, 2011 at Georgia
Michael Jenkins	33	Mar. 6, 2008 vs. UNC Asheville (Big South Tourney Championship game)
Greg Lewis	33	Feb. 18, 2002 vs. Coastal Carolina
George Henson	33	Feb. 10, 1990 at Campbell
Shaun Wise	33	Dec. 28, 1989 at US International
Charles Brunson	33	Jan. 11, 1981 at Webber College
Josh Ferguson	32	Dec. 7, 2019 vs. Coastal Carolina
Keon Johnson	32	Feb. 13, 2016 at Radford
Keon Johnson	32	Dec. 31, 2015 vs. Campbell
Keon Johnson	32	Nov. 24, 2015 at USC Upstate
Torrell Martin	32	Feb. 24, 2007 at Coastal Carolina
Torrell Martin	32	Feb. 20, 2006 at Liberty
Melvin Branham (Jr.)	32	Jan. 27, 1994 at Towson State
Mark Hailey (Sr.)	32	Feb. 20, 1993 vs. Radford
Eddie Gay (Sr.)	32	Dec. 13, 1992 vs. The Citadel
Charles Brunson	32	Jan. 16, 1982 at USC-Aiken
Charles Brunson	32	Jan. 15, 1981 at USC-Spartanburg
Patrick Good	31	Jan. 20, 2022 at Presbyterian College
Keon Johnson	31	Mar. 3, 2017 vs. #4 Gardner-Webb
Keon Johnson	31	Mar. 2, 2017 vs. #8 Charleston Southern
Keon Johnson	31	Jan. 28, 2017 vs. High Point
Jimmy Gavin	31	Mar. 6, 2016 vs. UNC Asheville (Buies Creek, NC-Big South Tourney Championship game)
Jimmy Gavin	31	Feb. 27, 2016 at Campbell
Torrell Martin	31	Dec. 4, 2006 at #12 Wisconsin
Ted Houpt	31	Feb. 12, 1987 at Howard University
Fred McKinnon	31	Nov. 22, 1985 vs. Wingate
Charles Brunson	31	Feb. 8, 1982 vs. Presbyterian College
Donnie Creamer	31	Dec. 9, 1978 at Erskine
D.J. Burns Jr.	30	Nov. 9, 2021 vs. Mary Baldwin
Xavier Cooks	30	Dec. 5, 2017 at Georgia
Keon Johnson	30	Dec. 19, 2015 at Georgia Southern
Keon Moore	30	Jan. 3, 2015 vs. High Point
Tyson Waterman	30	Feb. 12, 1999 vs. Charleston Southern
Ronnie Creamer	30	Jan. 15, 1979 at Francis Marion
LaShawn Coulter	30	Jan. 21, 1995 at UNC Asheville
Mark Hailey (Jr.)	30	Nov. 23, 1991 vs. Averett College
Greg Washington	30	Dec. 15, 1988 vs. East Carolina
Fred McKinnon	30	Feb. 10, 1985 vs. Armstrong State
Ronnie Creamer	30	Nov. 18, 1978 vs. Catawba

# Indv./Team Most Points Single-Game

## Top 10 Individual Scoring Performances Home/Away

### Home

42	David McMahan	(vs. Coastal Carolina, 1-15-96)
40	Michael Jenkins	(vs. North Greenville, 11-10-06)
	Fred McKinnon	(vs. Morris College, 11-29-85)
	Keon Johnson	(at UNC Asheville, 2-9-17)
39	Keon Johnson	(vs. Campbell, 2-4-17)
38	Greg Lewis	(vs. UNC Greensboro, 12-21-99)
37	Keon Johnson	(vs. Radford, 12-31-16)
36	Keon Johnson	(vs. Charleston Southern, 1-27-16)
35	Fred McKinnon	(vs. Central Wesleyan College, 1-16-86)
	Charles Brunson	(vs. Erskine College, 2-4-82)

### Away

45	Melvin Branham Jr.	(at Charleston Southern, 1-10-94)
40	Keon Johnson	(at UNC Asheville, 2-9-17)
38	Keon Johnson	(at Illinois, 11-21-16)
	Jimmy Gavin	(at N.C. State, 11-27-15)
37	Robbie Waldrop	(at Charleston Southern, 2-12-98)
36	Xavier Cooks	(at Gardner-Webb, 2-15-18)
	Fred McKinnon	(at Livingstone College, 2-2-85)
	Charles Brunson	(at Voorhees, 11-25-80)
35	Nych Smith	(at Presbyterian College, 1-26-19)
	Charles Brunson	(at Belmont Abbey, 12-10-80)
34	Charles Brunson	(at Mooris College, 11-22-80)
33	Patrick Good	(at Washington State, 11-22-21)
	Andre Jones	(at Georgia, 12-27-11)
	Michael Jenkins	(at UNC Asheville, 3-6-08)
	George Henson	(at Campbell, 2-10-90)
	Shaun Wise	(at U.S. International, 12-28-89)
	Charles Brunson	(at Webber College, 1-11-81)

## Top 5 Individual Scoring Performances vs. Big South Opponents

### All Games

45	Melvin Branham Jr.	(at Charleston Southern, 1-10-94)
42	David McMahan	(vs. Coastal Carolina, 1-15-96)
40	Keon Johnson	(at UNC Asheville, 2-9-17)
39	Keon Johnson	(vs. Campbell, 2-4-17)
37	Keon Johnson	(vs. Radford, 12-31-16)

### Home

42	David McMahan	(vs. Coastal Carolina, 1-15-96)
39	Keon Johnson	(vs. Campbell, 2-4-17)
37	Keon Johnson	(vs. Radford, 12-31-16)
36	Keon Johnson	(vs. Charleston Southern, 1-27-16)
32	Keon Johnson	(vs. Campbell, 12-31-15)

### Away

45	Melvin Branham Jr.	(at Charleston Southern, 1-10-94)
40	Keon Johnson	(at UNC Asheville, 2-9-17)
36	Xavier Cooks	(at Gardner-Webb, 2-15-18)
35	Nych Smith	(at Presbyterian College, 1-26-19)
33	George Henson	(at Campbell, 2-10-90)
32	Keon Johnson	(at Radford, 2-13-16)
	Torrell Martin	(at Coastal Carolina, 2-24-07)
	Torrell Martin	(at Liberty, 2-20-06)
	Melvin Branham Jr.	(at Towson St., 1-27-94)

## Most Point In Home/Away Game (Top 10)

### Home

134	Pfeiffer, 11-13-18	W, 134-99
132	Morris, 11-29-85	W, 132-73
130	Johnson & Wales, 12-12-96	W, 130-33
127	Pfeiffer, 11-25-19	W, 127-83
116	Warren Wilson, 11-24-18	W, 116-76
116	Rio Grande (OH), 12-28-15	W, 116-84
110	Mary Baldwin	W, 110-78
109	Hiwassee, 12-16-18	W, 109-66
109	Catawba, 11-18-78	W, 109-92
108	VMI, 1-6-07	W, 108-76
108	U.S. International, 1-12-91	W, 108-81

### Away

116	at Hampton, 1-16-20	W, 116-95
109	at VMI, 1-31-07	Won, 109-76
107	at USC Upstate, 12-13-20	Won, 107-77
102	at Pembroke St., 1-10-86	Won, 102-99
101	at UNC Asheville, 2-9-17	Lost, 104-101
101	at Charleston Sou., 1-10-94	Won, 101-96
101	at Central Connecticut, 12-4-92	Won, 101-93
101	at Benedict College, 2-20-86	Won, 101-76
97	at USC Aiken, 1-14-82	Won, 97-90
97	at Wofford, 1-31-80	Won, 97-78

## Most Points Home/Away vs. Big South Opponents (Top 10)

### Home

108	vs. VMI, 1-6-07	Won, 108-76
107	vs. UNCA, 2-26-14	Won, 107-100 (OT)
106	vs. VMI, 2-4-09	Lost, 110-106 (OT)
104	vs. UNCA	Won, 104-71
101	vs. Hampton, 2-9-19	Won, 101-91
100	vs. Coastal Carolina, 2-18-02	Won, 100-74
99	vs. Gardner-Webb, 1-11-20	Won, 99-95 (3OT)
98	vs. Armstrong St., 2-17-86	Won, 98-81
98	vs. VMI, 2-8-06	Won, 98-65
97	vs. Gardner-Webb	Won, 97-88
97	vs. Towson St., 2-23-95	Won, 97-93
96	vs. VMI, 1-7-10	Won, 96-63

### Away

116	at Hampton, 1-16-20	W, 116-95
107	at USC Upstate, 12-13-20	W, 107-77
101	at UNC Asheville, 2-9-17	Lost, 104-101
101	at Charleston Sou., 1-10-94	Won, 101-96
95	at Longwood, 1-24-18	Won, 95-78
94	at Coastal Carolina, 1-7-94	Lost, 103-94
93	at Presbyterian Col., 2-25-17	Won, 93-56
93	at UMBC, 1-25-93	Lost, 99-93
91	at Presbyterian College, 1-26-19	Lost, 99-91
90	at Gardner-Webb, 2-15-18	Won, 90-71
90	at Towson St., 2-23-95	Lost, 92-90
90	at UNC Asheville, 2-5-90	Won, 90-89
90	at Radford, 1-14-05	Won, 90-75

# WINTHROP TEAM/INDIVIDUAL RECORDS

## MISC. RECORDS

Most Games Played	39 (1980-81/31-8)
Most Wins	31 (1980-81)
Most Wins (D1 member)	29 (2006-07)
Fewest Wins	4 (1993-94)
Most Losses	23 (1993-94)
Fewest Losses	5 (2006-07)
Best Winning Percentage	.818 (29-5/2006-07)
Worst Winning Percentage	.148 (4-23/1993-94)
Most Home Wins	16 (2004-05)
Most Home Wins In Winthrop Coliseum	16 (2004-05)
Most Home Losses	11 (1991-92)
Most Home Losses In Winthrop Coliseum	11 (1991-92)
Most Road Wins	12 (1978-89/2006-07/2016-17)
Most Road Losses	13 (1993-94)
Longest Winning Streak	21 (2019-20 to 2020-21)
Longest Winning Streak (single-season)	19 (2006-07)
Longest Losing Streak	13 (1986-87)
Most Big South Wins	15 ('04-05/'16-17/'19-20)
Most Big South Losses	15 (1993-94)
Longest Winning Streak (Big South)	16 (2006-07/single-season)
Longest Winning Streak (Big South)	22 (2004-05 to 2005-06)
Longest Losing Streak (Big South)	10 (1993-94/single-season)
Longest Losing Streak (Big South)	14 (1993-94 to 1994-95)

## SINGLE-GAME RECORDS (Team)

Most Points Scored	134, vs. Pfeiffer (11-13-18)
Largest Margin of Victory	97 vs. Johnson & Wales (12-7-96)
Largest Margin of Victory (D1 opponent)	44 vs. VMI (84-41/1-23-08)
Largest Margin of Defeat	57 vs. Seton Hall (106-49/12-29-90)
Largest Margin of Defeat (D1 member)	57 vs. Seton Hall (106-49/12-29-90)
Fewest Points Allowed	22 vs. Lander (11-16-81)
Most Points First Half	73 vs. Pfeiffer (11-13-18)
Most Point Second Half	71 vs. Morris (11-29-85)
Fewest Points Scored	23 vs. Col. of Charleston (2-26-93)
Fewest Points First Half	6 vs. Col. of Charleston (2-26-93)
Fewest Points Second Half	11 vs. Washington St. (3-20-08)
Fewest Points Against In A Half	8 vs. Col. of Charleston (2-26-93)
Most Field Goals Made	57 vs. Morris (11-29-85)
Most Field Goals Attempted	101 vs. Piedmont (11-24-78)
Best Field Goal Accuracy	.706 vs. USC-Aiken (36-51/1-17-82)
Most 3pt Field Goals Made	24 vs. Hiwassee (12-16-18)
Most 3pt Field Goals Attempted	55 vs. Hiwassee (12-16-18)
Best 3pt Field Goal Accuracy	.714 vs. Barton (10-14/12-2-04)
D1 Opponent	.643 vs. High Point (9-14/12-5-09)
Most Free Throws Made	39 vs. St. Francis (11-27-89)
Most Free Throws Attempted	50 vs. Campbell (12-30-20)
Best Free Throw Accuracy	1.000 vs. Liberty (21-21/3-5-14)
	1.000 vs. Lander (13-13/2-20-85)
	70 vs. Presbyterian College (2-11-80)
Most Rebounds	37 vs. Newberry (2-17-90)
Most Assists	21 vs. Wofford College (1-31-80)
Most Steals	vs. Morris (11-29-85)
	16 vs. Voorhees (2-16-81)
Most Blocked Shots	37 vs. Georgia State (12-30-95)
Most Personal Fouls	

## SEASON RECORDS

Most Points	2,866 (1980-81)
Best Scoring Average	83.6 (1992-93/30 games)
Most Field Goals Made	1,161 (1978-79)
Most Field Attempts	2,415 (1978-79)
Best Field Goal Accuracy	.530 (1985-86)
Most 3pt Field Goals	372 (2018-19/30 games))
Best 3pt Field Goals Per Game Avg.	12.40 (2018-19/30 games)
Most 3pt Field Goals Attempted	997 (2018-19)
Best 3pt Field Goal Accuracy	.431 (1987-88)
Most Free Throws Made	646 (1980-81)
Most Free Throws Attempted	931 (1980-81)
Best Free Throw Accuracy	.749 (2015-16)
Most Rebounds	1,613 (1978-79)
Most Assists	818 (1978-79)
Most Steals	479 (1979-80)
Most Blocked Shots	174 (2016-17)
Most Personal Fouls	751 (1978-79)

## SINGLE-GAME RECORDS (Individual)

Most Points Scored	45-Melvin Branham vs. Charleston Sou. (1-10-94)
Most Field Goals Made	20-Fred McKinnon vs. Morris (11-25-85)
Most Field Goals Attempted	31-Fred McKinnon vs. Morris (11-25-85)
Best Field Goal Accuracy	1.000-Brian Pope (10-10) vs. Morris (1-6-84)
	Eddie Gay (10-10) vs. Coppin St. (11-23-91)
	Allen Washington (10-10) vs. Pfeiffer (2-5-86)
Most 3pt Field Goals Made	12-David McMahan vs. Coastal Carolina (1-15-96)
	Michael Jenkins vs. North Greenville (11-10-06)
Most 3pt Field Goals Attempted	21-LaShawn Coulter
Most Free Throws Made	18-Mark Hailey vs. Averett (11-26-91)
	James Shuler vs. High Point (2-23-06)
Most Free Throws Attempted	20-Mark Hailey vs. Averett (11-26-91)
Best Free Throw Accuracy	1.000-James Shuler (18-18) vs. High Point (2-23-06)
Most Rebounds	23-Allen Washington vs. Piedmont (11-30-85)
Most Assists	17-Rick Riese vs. Limestone (2-12-81)
Most Blocked Shots	7-Rick Riese vs. Limestone (2-12-81)
	Billy Houston vs. UNC Asheville (1-11-06)
Most Steals	13-Rick Riese vs. Limestone (2-12-81)

## SINGLE-SEASON RECORDS (Individual)

Most Points Scored	875-Charles Brunson (1980-81)
Best Scoring Average	22.4-Charles Brunson (1980-81)
Most Field Goals Made	354-Charles Brunson (1980-81)
Most Field Goals Attempted	584-Ronnie Creamer (1978-79)
Best Field Goal Accuracy	.657-Charles Brunson (113-172/1979-80)
Most 3pt Field Goals Made	102-Keon Johnson (2016-17)
Most 3pt Field Goal Attempts	255-Keon Johnson (2016-17)
Best 3pt Field Goal Accuracy	.460-Charles Falden (40-87/2018-19)
Most Free Throws Made	171-Keon Johnson (2016-17)
Most Free Throws Attempted	235-Charles Brunson (1980-81)
Best Free Throw Accuracy	.867-Mike Gaither (98-113/1981-82)
Most Rebounds	453-Charles Brunson (1980-81)
Most Assists	317-Rick Riese (1980-81)
Most Blocked Shots	72-Duby Okeke (2015-16)
Most Steals	208-Rick Riese (1979-80)
Most Minutes Played	1,374-Charles Brunson (1980-81)
Most Personal Fouls	139-Ronnie Creamer (1978-79)
Most Times Disqualified	14-Donnie Creamer (1978-79)
	Melvin Branham (1993-94)

## WINTHROP ALL-TIME D1 TRIPLE-DOUBLES

Chandler Vaudrin	Mar. 1, 2021 vs. (8) High Point (10 points, 12 rebounds, 10 assists)
Chandler Vaudrin	Dec. 30, 2020 vs. Campbell (10 points, 13 rebounds, 10 assists)
Chandler Vaudrin	Dec. 13, 2020 at USC Upstate (13 points, 11 rebounds, 14 assists)
Chandler Vaudrin	Jan. 2, 2020 vs. Longwood (10 points, 12 rebounds, 11 assists)
Xavier Cooks	Dec. 2, 2017 vs. Reinhardt (11 points, 15 rebounds, 11 assists)

## 20-WIN SEASONS

SEASON (NCAA D1)	SEASON ENDED WITH...	FINAL RECORD
29--2006-07	(NCAA Tourney - W, 74-64, (6) Notre Dame)	29-5
	(NCAA 2nd Rnd - L, 75-61, (3) Oregon)	
27--2004-05	(NCAA Tourney - L, 74-64, (3) Gonzaga)	27-6
26--2016-17	(NCAA Tourney - L, 76-64, (3) Butler)	26-7
24--2019-20	(Big South Champions - NCAA Tourney canceled (COVID19)	24-10
23--2020-21	(NCAA Tourney - L, 73-63, (5) Villanova)	23-2
23--2015-16	(Big South Tournament Final - L, 77-68)	23-9
23--2005-06	(NCAA Tourney - L, 63-61, (2) Tennessee)	23-8
22--2007-08	(NCAA Tourney - L, 71-40, (4) Washington State)	22-12
21--1999-00	(NCAA Tourney - L, 74-50, (3) Oklahoma)	21-9
21--1998-99	(NCAA Tourney - L, 80-41, (1) Auburn)	21-8
20--2013-14	(Big South Tournament Final - L, 76-61)	20-13
20--2002-03	(Big South Tournament Semi-Finals - L, 81-80 OT, UNCA)	20-10
20--1985-86	(Big South Tournament Semi-Finals - L, 87-79)	20-9



# WINTHROP SERIES HISTORY VS. USC Upstate

DATE	Home/Away/Neutral	Won/Lost	Series Record	BSC Record
<b>Jan. 18, 1979</b>	<b>Home</b>	<b>Won, 69-66</b>	<b>1-0</b>	
<b>Feb. 15, 1979</b>	<b>Away</b>	<b>Won, 90-87</b>	<b>2-0</b>	
Nov. 29, 1979	Home	Lost, 100-90	2-1	
<b>Jan. 17, 1980</b>	<b>Away</b>	<b>Won, 84-76</b>	<b>3-1</b>	
<b>Dec. 8, 1980</b>	<b>Home</b>	<b>Won, 88-77</b>	<b>4-1</b>	
Jan. 15, 1981	Away	Lost, 60-57	4-2	
Dec. 8, 1981	Home	Lost, 74-59	4-3	
Jan. 6, 1982	Away	Lost, 60-50	4-4	
Jan. 5, 1983	Away	Lost, 78-62	4-5	
Feb. 21, 1983	Home	Lost, 57-48	4-6	
<b>Mar. 4, 1983</b>	<b>Away</b>	<b>Won, 67-66</b>	<b>5-6</b>	
Jan. 25, 1984	Away	Lost, 63-57	5-7	
Feb. 20, 1984	Home	Lost, 72-63	5-8	
<b>Nov. 21, 2009</b>	<b>Home</b>	<b>Won, 49-46</b>	<b>6-8</b>	
<b>Nov. 13, 2013</b>	<b>Home</b>	<b>Won, 82-74</b>	<b>7-8</b>	
<b>Dec. 16, 2013</b>	<b>Away</b>	<b>Won, 62-53</b>	<b>8-8</b>	
<b>Nov. 21, 2015</b>	<b>Away</b>	<b>Won, 79-78</b>	<b>9-8</b>	
<b>Jan. 19, 2019</b>	<b>Away</b>	<b>Won, 82-72</b>	<b>10-8</b>	<b>1-0</b>
<b>Jan. 23, 2020</b>	<b>Home</b>	<b>Won, 79-53</b>	<b>11-8</b>	<b>2-0</b>
<b>Feb. 27, 2020</b>	<b>Away</b>	<b>Won, 90-82</b>	<b>12-8</b>	<b>3-0</b>
<b>Mar. 5, 2020</b>	<b>Neutral (BSCT - Quarters)</b>	<b>Won, 106-70</b>	<b>13-8</b>	
<b>Dec. 12, 2020</b>	<b>Away</b>	<b>Won, 95-77</b>	<b>14-8</b>	<b>4-0</b>
<b>Dec. 13, 2020</b>	<b>Away</b>	<b>Won, 107-77</b>	<b>15-8</b>	<b>5-0</b>

**Home Record: 5-4      Away Record: 9-4      Neutral Record: 1-0      Overtime: 0-2      Big South Tourney: 1-0**

Notes:      First meetings where both programs were D1 members (Nov. 21, 2009)

## RECORD WHEN WINTHROP SCORES...

**100-plus:** 2-0

**90-99:** 3-1

**80-89:** 4-0

**70-79:** 2-0

**60-69:** 3-2

**50-59:** 0-4

**40-49:** 1-1

## vs. Upstate by Month...

**November:** 3-1

**December:** 4-1

**January:** 4-4

**February:** 2-2

**March:** 2-0

## Games Decided By...

**1-point:** 2-0

**2-points:** 0-0

**1-5:** 5-1

**6-10:** 5-5

**11-19:** 2-2

**20-plus:** 3-0

# Last Meeting (12/13/20 - G.B. Hodge Center)

## Official Basketball Box Score -- Game Totals -- Final Statistics

### Winthrop vs USC Upstate

12/13/20 2:00 pm at Spartanburg, SC

#### Winthrop 107 • 4-0,2-0 Big Sout

#	Player		Total		3-Ptr	Rebounds			PF	TP	A	TO	Blk	Stl	Min
			FG	FGA	FG-FGA	FT	FTA	Off	Def	Tot					
30	BURNS JR., D.J.	f	8-9	0-0	0-1	4	1	5	1	16	1	0	0	0	16
03	ANUMBA, Micheal	g	1-2	0-0	0-0	1	0	1	5	2	0	1	0	0	9
11	FALDEN, Charles	g	4-9	3-8	2-3	0	3	3	0	13	0	1	0	0	17
22	ZUNIC, Kyle	g	2-7	0-4	0-1	1	0	1	1	4	1	0	0	0	19
52	VAUDRIN, Chandler	g	5-9	3-5	0-0	1	10	11	1	13	14	1	0	1	26
00	JONES JR., Russell		1-4	0-3	0-2	1	0	1	3	2	2	1	0	1	18
01	LANE, Toneari		0-1	0-0	0-0	0	0	0	1	0	0	0	0	0	1
02	PUPAVAC, Tom		1-2	1-1	0-0	0	0	0	0	3	0	0	0	0	5
04	TALFORD, Kelton		3-5	0-0	3-6	4	1	5	2	9	1	1	0	0	17
21	KING, Jamal		3-5	3-4	0-0	0	4	4	1	9	1	0	0	1	14
25	ARMS, Adonis		5-10	3-5	4-6	1	4	5	0	17	2	1	0	3	20
32	CORBIN, Josh		4-9	3-8	4-4	0	1	1	0	15	1	2	0	2	20
33	CLAXTON, Chase		2-2	0-0	0-0	0	4	4	2	4	0	0	0	2	15
35	HUNTER, Keyshawn		0-1	0-1	0-0	0	0	0	1	0	0	0	0	0	3
Team						6	1	7							
Totals			39-75	16-39	13-23	19	29	48	18	107	23	8	0	10	200

FG % 1st Half: 17-35 48.6% 2nd half: 22-40 55.0% Game: 39-75 52.0%  
 3FG % 1st Half: 7-19 36.8% 2nd half: 9-20 45.0% Game: 16-39 41.0%  
 FT % 1st Half: 7-11 63.6% 2nd half: 6-12 50.0% Game: 13-23 56.5%

Deadball  
Rebounds  
5

#### USC Upstate 77 • 0-6,0-2 Big Sout

#	Player		Total		3-Ptr	Rebounds			PF	TP	A	TO	Blk	Stl	Min
			FG	FGA	FG-FGA	FT	FTA	Off	Def	Tot					
04	Khydari Smith	f	2-3	0-0	2-3	1	6	7	2	6	1	0	2	1	29
05	Bryson Mozone	g	6-12	5-9	3-3	1	3	4	2	20	0	1	0	0	28
10	Tommy Bruner	g	8-17	3-9	4-4	0	4	4	1	23	6	5	0	1	34
12	Everette Hammond	g	1-10	1-7	3-4	1	1	2	2	6	1	3	0	0	20
34	Josh Aldrich	g	0-1	0-0	2-2	1	0	1	5	2	1	0	0	0	15
01	Dalvin White		3-6	2-4	0-0	0	3	3	2	8	5	1	0	0	24
13	Quentin Hodge		1-3	1-3	2-2	0	0	0	2	5	0	5	0	0	13
22	Thomas Sheida		0-0	0-0	0-0	0	0	0	0	0	0	0	0	0	1
25	Jatayveous Watson		1-2	0-0	1-1	0	2	2	0	3	0	0	0	0	22
35	Nevin Zink		1-1	0-0	2-2	0	0	0	4	4	0	2	1	0	14
Team						1	3	4							
Totals			23-55	12-32	19-21	5	22	27	20	77	14	17	3	2	200

FG % 1st Half: 12-29 41.4% 2nd half: 11-26 42.3% Game: 23-55 41.8%  
 3FG % 1st Half: 6-17 35.3% 2nd half: 6-15 40.0% Game: 12-32 37.5%  
 FT % 1st Half: 5-6 83.3% 2nd half: 14-15 93.3% Game: 19-21 90.5%

Deadball  
Rebounds  
0

Officials: Nick Heater,JW Lucas, Lee Kluttz

Technical fouls: Winthrop-LANE, Toneari. USC Upstate-Nevin Zink; TEAM.

Attendance: 140

2020-21 Men's Basketball. Round: 0. USC Upstate vs Winthrop. Played at G.B. Ho

Score by periods	1st	2nd	Total
Winthrop	48	59	107
USC Upstate	35	42	77

Points	In	Off	2nd	Fast	Bench
Paint	T/O	Chance	Break		
WINTHR	46	28	26	41	59
UPSTAT	20	9	4	6	20

Last FG - WINTHROP 2nd-00:11, UPSTATE 2nd-00:58.  
 Largest lead - WINTHROP by 32 2nd-03:44, UPSTATE by 1 1st-07:58.  
 WINTHROP led for 37:43. UPSTATE led for 00:23. Game was tied for 01:54.

Score tied - 3 times.  
 Lead changed - 2 times.

# 2021-22 COMBINED STATS

## THE STAT CREW SYSTEM Winthrop Combined Team Statistics (as of Jan 24, 2022) All games

RECORD:	OVERALL	HOME	AWAY	NEUTRAL
ALL GAMES	12-7	8-0	3-6	1-1
CONFERENCE	5-1	3-0	2-1	0-0
NON-CONFERENCE	7-6	5-0	1-5	1-1

#	Player	gp-gs	min	avg	Total		3-Point		F-Throw		Rebounds				pf	dq	a	to	blk	stl	pts	avg
					fg-fga	fg%	3fg-fga	3fg%	ft-fa	ft%	off	def	tot	avg								
30	BURNS JR., D.J.	19-18	405	21.3	131-209	.627	0-2	.000	34-51	.667	27	56	83	4.4	61	4	22	34	11	12	296	15.6
05	GOOD, Patrick	19-13	527	27.7	73-143	.510	53-117	.453	30-40	.750	5	59	64	3.4	23	0	14	22	0	20	229	12.1
12	HIGHTOWER, Cory	17-17	463	27.2	61-136	.449	28-69	.406	31-45	.689	17	89	106	6.2	38	0	33	53	7	19	181	10.6
04	TALFORD, Kelton	18-1	287	15.9	62-95	.653	0-0	.000	32-51	.627	24	50	74	4.1	33	0	3	21	15	10	156	8.7
03	ANUMBA, Micheal	19-19	512	26.9	40-87	.460	14-40	.350	47-58	.810	18	58	76	4.0	52	3	24	26	5	7	141	7.4
00	JONES JR., Russell	19-5	354	18.6	35-87	.402	21-52	.404	17-23	.739	9	33	42	2.2	39	2	41	19	0	21	108	5.7
32	CORBIN, Josh	18-5	292	16.2	29-96	.302	22-76	.289	5-5	1.000	5	30	35	1.9	12	0	15	16	1	4	85	4.7
11	BUGGS, Drew	19-15	415	21.8	32-74	.432	8-23	.348	17-30	.567	10	35	45	2.4	34	0	78	40	6	13	89	4.7
33	CLAXTON, Chase	17-1	327	19.2	23-54	.426	3-13	.231	14-29	.483	22	44	66	3.9	40	0	11	14	12	13	63	3.7
02	MCMAHON, Sin'Cere	18-1	205	11.4	17-55	.309	10-39	.256	11-13	.846	2	12	14	0.8	10	0	22	20	0	10	55	3.1
13	BUSS, Nate	4-0	13	3.3	2-8	.250	2-6	.333	4-5	.800	0	2	2	0.5	2	0	2	1	0	1	10	2.5
21	KING, Jamal	6-0	50	8.3	2-14	.143	0-8	.000	3-5	.600	2	9	11	1.8	7	0	3	0	0	2	7	1.2
Team											18	26	44				15					
Total.....		0	3850		507-1058	.479	161-445	.362	245-355	.690	159	503	662	0.0	351	9	268	281	57	132	1420	0.0
Opponents.....		0	3850		472-1092	.432	159-456	.349	249-358	.696	174	447	621	0.0	338	10	220	266	53	141	1352	0.0

TEAM STATISTICS	WINTHROP	OPP	Date	Opponent	Score	Att.
SCORING	1420	1352	11/09/21	MARY BALDWIN	W 110-78	921
Points per game	74.7	71.2	11/13/21	MERCER	Wot 88-85	1778
Scoring margin	+3.6	-	11/16/21	at Middle Tenn.	L 65-76	3212
FIELD GOALS-ATT	507-1058	472-1092	11/20/21	at Vanderbilt	L 63-77	5179
Field goal pct	.479	.432	11/22/21	at Washington St.	L 86-92	2370
3 POINT FG-ATT	161-445	159-456	11/27/21	at Washington	W 82-74	5703
3-point FG pct	.362	.349	12/01/21	HARTFORD	W 82-75	950
3-pt FG made per game	8.5	8.4	12/04/21	at Coastal Carolina	L 64-74	946
FREE THROWS-ATT	245-355	249-358	12/07/21	FURMAN	W 85-80	920
Free throw pct	.690	.696	12/11/21	vs Carver	W 83-52	535
F-Throws made per game	12.9	13.1	12/15/21	at Elon	L 61-63	1256
REBOUNDS	662	621	12/21/21	vs Mississippi St.	L 63-84	1474
Rebounds per game	34.8	32.7	12/31/21	CONVERSE	W 78-40	672
Rebounding margin	+2.2	-	* 01/10/22	CAMPBELL	W 74-72	708
ASSISTS	268	220	* 01/13/22	UNC ASHEVILLE	Wot 86-80	1698
Assists per game	14.1	11.6	* 01/15/22	at Charleston So.	W 70-65	711
TURNOVERS	281	266	* 01/20/22	at Presbyterian	W 60-58	713
Turnovers per game	14.8	14.0	* 01/22/22	GARDNER-WEBB	W 64-62	1803
Turnover margin	-0.8	-	* 01/24/22	at High Point	L 56-65	1909
Assist/turnover ratio	1.0	0.8				
STEALS	132	141				
Steals per game	6.9	7.4				
BLOCKS	57	53				
Blocks per game	3.0	2.8				
ATTENDANCE	9450	24008				
Home games-Avg/Game	8-1181	9-2444				
Neutral site-Avg/Game	-	2-1004				

\* = Conference game

Score by Periods	1st	2nd	OT	Totals
Winthrop	650	751	19	1420
Opponents	650	692	10	1352

# 2021-22 TEAM GAME-BY-GAME

## THE STAT CREW SYSTEM Winthrop Team Game-by-Game (as of Jan 24, 2022) All games

### TEAM STATISTICS

Opponent	Date	Score		Total		3-Pointers		Free throws		Rebounds				pf	a	t/o	blk	stl	pts	avg
				fg-fga	pct	3fg-fga	pct	ft-fta	pct	off	def	tot	avg							
MARY BALDWIN	11/09/21	110-78	W	39-66	.591	13-26	.500	19-25	.760	10	33	43	43.0	15	21	9	3	4	110	110.0
MERCER	11/13/21	88-85	Wot	33-64	.516	14-30	.467	8-17	.471	6	29	35	39.0	18	17	12	7	9	88	99.0
at Middle Tenn.	11/16/21	65-76	L	23-52	.442	9-26	.346	10-19	.526	4	25	29	35.7	21	11	17	4	9	65	87.7
at Vanderbilt	11/20/21	63-77	L	24-56	.429	10-29	.345	5-7	.714	4	26	30	34.2	21	13	19	0	3	63	81.5
at Washington St.	11/22/21	86-92	L	30-65	.462	16-30	.533	10-14	.714	9	20	29	33.2	29	13	12	3	3	86	82.4
at Washington	11/27/21	82-74	W	31-65	.477	6-18	.333	14-23	.609	12	31	43	34.8	16	15	16	1	8	82	82.3
HARTFORD	12/01/21	82-75	W	28-53	.528	10-26	.385	16-21	.762	5	33	38	35.3	16	14	14	5	4	82	82.3
at Coastal Carolina	12/04/21	64-74	L	21-54	.389	5-26	.192	17-24	.708	7	21	28	34.4	21	10	11	3	9	64	80.0
FURMAN	12/07/21	85-80	W	32-57	.561	9-17	.529	12-14	.857	7	24	31	34.0	15	15	10	2	4	85	80.6
vs Carver	12/11/21	83-52	W	27-60	.450	10-32	.313	19-25	.760	20	30	50	35.6	19	14	17	2	7	83	80.8
at Elon	12/15/21	61-63	L	19-50	.380	7-20	.350	16-24	.667	12	22	34	35.5	21	13	14	1	11	61	79.0
vs Mississippi St.	12/21/21	63-84	L	22-49	.449	5-20	.250	14-20	.700	6	16	22	34.3	18	17	13	2	6	63	77.7
CONVERSE	12/31/21	78-40	W	30-68	.441	10-29	.345	8-12	.667	15	37	52	35.7	15	21	13	2	13	78	77.7
CAMPBELL	01/10/22	74-72	W	27-53	.509	11-28	.393	9-17	.529	10	22	32	35.4	19	12	12	2	6	74	77.4
UNC ASHEVILLE	01/13/22	86-80	Wot	35-66	.530	4-17	.235	12-20	.600	11	29	40	35.7	15	14	16	6	10	86	78.0
at Charleston So.	01/15/22	70-65	W	24-44	.545	6-14	.429	16-18	.889	5	28	33	35.6	14	12	16	6	4	70	77.5
at Presbyterian	01/20/22	60-58	W	20-43	.465	8-18	.444	12-19	.632	6	25	31	35.3	18	10	20	1	8	60	76.5
GARDNER-WEBB	01/22/22	64-62	W	22-45	.489	4-15	.267	16-21	.762	4	26	30	35.0	19	14	18	2	8	64	75.8
at High Point	01/24/22	56-65	L	20-48	.417	4-24	.167	12-15	.800	6	26	32	34.8	21	12	22	5	6	56	74.7
Winthrop		1420		507-1058	.479	161-445	.362	245-355	.690	159	503	662	34.8	351	268	281	57	132	1420	74.7
Opponents		1352		472-1092	.432	159-456	.349	249-358	.696	174	447	621	32.7	338	220	266	53	141	1352	71.2

Games played: 19  
Points/game: 74.7  
FG Pct: 47.9  
3FG Pct: 36.2  
FT Pct: 69.0

Rebounds/game: 34.8  
Assists/game: 14.1  
Turnovers/game: 14.8  
Assist/turnover ratio: 1.0  
Steals/game: 6.9  
Blocks/game: 3.0



# 2021-22 BIG SOUTH ONLY STATS

## THE STAT CREW SYSTEM Winthrop Combined Team Statistics (as of Jan 24, 2022) Conference games only

RECORD:	OVERALL	HOME	AWAY	NEUTRAL
ALL GAMES	5-1	3-0	2-1	0-0
CONFERENCE	5-1	3-0	2-1	0-0
NON-CONFERENCE	0-0	0-0	0-0	0-0

#	Player	gp-gs	min	avg	Total		3-Point		F-Throw		Rebounds				pf	dq	a	to	blk	stl	pts	avg
					fg-fga	fg%	3fg-fga	3fg%	ft-fga	ft%	off	def	tot	avg								
05	GOOD, Patrick	6-5	157	26.2	24-43	.558	16-32	.500	13-17	.765	1	21	22	3.7	6	0	2	7	0	3	77	12.8
30	BURNS JR., D.J.	6-6	127	21.2	33-53	.623	0-0	.000	7-11	.636	2	15	17	2.8	22	1	9	14	5	3	73	12.2
12	HIGHTOWER, Cory	6-6	168	28.0	23-52	.442	9-26	.346	9-14	.643	9	34	43	7.2	11	0	9	21	3	5	64	10.7
04	TALFORD, Kelton	6-0	112	18.7	25-33	.758	0-0	.000	6-13	.462	10	21	31	5.2	13	0	1	7	8	4	56	9.3
03	ANUMBA, Micheal	6-6	170	28.3	15-32	.469	3-11	.273	21-26	.808	6	14	20	3.3	18	1	3	7	1	6	54	9.0
11	BUGGS, Drew	6-4	136	22.7	13-30	.433	1-7	.143	6-10	.600	3	12	15	2.5	9	0	25	15	1	3	33	5.5
00	JONES JR., Russell	6-3	115	19.2	6-21	.286	3-13	.231	6-8	.750	2	16	18	3.0	7	0	11	6	0	7	21	3.5
32	CORBIN, Josh	6-0	76	12.7	4-18	.222	4-15	.267	2-2	1.000	2	9	11	1.8	2	0	4	7	0	0	14	2.3
33	CLAXTON, Chase	6-0	116	19.3	4-7	.571	0-3	.000	3-5	.600	4	9	13	2.2	16	0	6	7	4	8	11	1.8
02	MCMAHON, Sin'Cere	5-0	44	8.8	1-9	.111	1-8	.125	4-4	1.000	0	1	1	0.2	1	0	3	5	0	3	7	1.4
21	KING, Jamal	1-0	2	2.0	0-1	.000	0-1	.000	0-0	.000	0	1	1	1.0	1	0	1	0	0	0	0	0.0
13	BUSS, Nate	1-0	2	2.0	0-0	.000	0-0	.000	0-0	.000	0	0	0	0.0	0	0	0	0	0	0	0	0.0
Team											3	3	6				8					
Total.....		6	1225		148-299	.495	37-116	.319	77-110	.700	42	156	198	33.0	106	2	74	104	22	42	410	68.3
Opponents.....		6	1225		142-347	.409	45-126	.357	73-107	.682	65	129	194	32.3	107	2	62	83	16	51	402	67.0

TEAM STATISTICS	WINTHROP	OPP	Date	Opponent	Score	Att.
SCORING	410	402	* 01/10/22	CAMPBELL	W 74-72	708
Points per game	68.3	67.0	* 01/13/22	UNC ASHEVILLE	Wot 86-80	1698
Scoring margin	+1.3	-	* 01/15/22	at Charleston So.	W 70-65	711
FIELD GOALS-ATT	148-299	142-347	* 01/20/22	at Presbyterian	W 60-58	713
Field goal pct	.495	.409	* 01/22/22	GARDNER-WEBB	W 64-62	1803
3 POINT FG-ATT	37-116	45-126	* 01/24/22	at High Point	L 56-65	1909
3-point FG pct	.319	.357	* = Conference game			
3-pt FG made per game	6.2	7.5				
FREE THROWS-ATT	77-110	73-107				
Free throw pct	.700	.682				
F-Throws made per game	12.8	12.2				
REBOUNDS	198	194				
Rebounds per game	33.0	32.3				
Rebounding margin	+0.7	-				
ASSISTS	74	62				
Assists per game	12.3	10.3				
TURNOVERS	104	83				
Turnovers per game	17.3	13.8				
Turnover margin	-3.5	-				
Assist/turnover ratio	0.7	0.7				
STEALS	42	51				
Steals per game	7.0	8.5				
BLOCKS	22	16				
Blocks per game	3.7	2.7				
ATTENDANCE	4209	3333				
Home games-Avg/Game	3-1403	3-1111				
Neutral site-Avg/Game	-	0-0				

Score by Periods	1st	2nd	OT	Totals
Winthrop	181	218	11	410

# WINTHROP BASKETBALL

↳ TRADITION RICH PROGRAM ↵

~NCAA D1 Member since 1985~

- 13 Big South Conference Championships (most in conference history)
- 11 NCAA Tournament Appearances (most in conference history and all in the last 22 years)
- Most 20-win seasons in Big South history (13)
- Seven seasons with 23 or more wins and a Big South record 29 wins in 2006-07
- Most wins all-time by Big South member (602) and most league wins all-time (318)
- Only Big South member to earn an 11, 12, 13 and 14 seed in NCAA Tournament
- First Big South member to win an NCAA Tournament game (defeated 6th seeded Notre Dame 74-64 in 2007)
- Big South record 53 conference tournament wins
- Big South record 17 conference championship game appearances
- 22 winning seasons out of 35 NCAA D1 seasons
- Notable Non-Conference Wins (ACC-Clemson (2), Georgia Tech, Miami, Wake Forest/Big East- Providence, Marquette, Notre Dame/Big 10-Illinois/Big 12-Missouri/PAC 12-Washington/SEC-Georgia, Mississippi State, Auburn/Mid-Majors-ODU, Missouri State, Saint Mary's (Ca.)/Independent-Miami)
- Three AP All-America selections (Greg Lewis, Keon Johnson, Xavier Cooks)
- 48 All-League selections, 38 All-Tournament Team selections
- Eagles have two of the Top 5 winningest coaches in the history of the league as Gregg Marshall has 194 (2nd) and Pat Kelsey currently has 186 (4th)
- Both are also in the Top 4 for conference wins all-time as Kelsey has 110 (2nd) and Marshall is 4th with 104



# WINTHROP

B A S K E T B A L L



## CAREER HONORS

- Big South Conference Freshman of the Week (Dec. 12, 2019)

## EXTRA DRIBBLE

- Is 1-for-8 from the floor in the last two games
- Averaging 6.7 points, 2.2 assists on the road this season
- Has six steals in all six league games and has a steal in 12 straight games (16 total in that span), which is the longest streak of his career
- Hit a clutch three with 2:23 left in the win at PC that put the Eagles up 53-49
- Last season in the two-game series with Gardner-Webb he was 11-of-12 at the foul line and averaged 8.0 ppg
- 2nd on the team with 41 assists and has a 2.2 assist/turnover ratio
- Has 16 career double-figure games and Eagles are 12-4 in those contests
- Sparked the comeback win over Mercer as he had steals on back-to-back possessions that he finished off with a jumper and a three
- Posted his 15th career double-figure game with 19 at Washington State
- Played 25 minutes vs. Mercer, the most since his freshman season at Duke with 28 minutes (was averaging 26.1 minutes over first eight games)
- Started first eight games of career before getting injured late in the game at Duke
- Came off the bench in the quarterfinal win over High Point to dish out a career-high 10 assists
- Jones Jr. and teammate Chandler tied a program record as they matched Chris Gaynor's tournament game record with 10 assists
- Came off the bench for a career-high 21 points in the win over Elon (Dec. 21)
- Dished out 67 assists last season, which was the 6th most in a single-season by a Winthrop freshman
- Named 2020 4A Player of the Year

## 2021-22 GAME-BY-GAME

DATE	OPPONENT	MIN	FG	3FG	FT	REB	AST	T/O	BLK	STL	PTS
11/9	Mary Baldwin	20	3-6	2-3	1-2	2	3	2	0	1	9
11/3	Mercer	25	5-9	3-5	2-3	3	3	1	0	2	15
11/16	at MTSU	23	1-3	0-1	1-2	3	3	0	0	1	3
11/20	at Vanderbilt	20	3-5	2-3	0-0	2	2	3	0	0	8
11/22	at Washington St.	23	7-11	4-5	1-2	1	6	1	0	0	19
11/27	at Washington	12	1-3	1-3	2-2	0	2	1	0	1	5
12/1	Hartford	16	1-3	0-1	0-0	1	2	1	0	0	2
12/4	at Coastal Carolina	15	1-3	0-2	2-2	3	1	0	0	2	4
12/7	Furman	11	0-1	0-0	0-0	0	0	0	0	1	0
12/11	Carver College	22	1-5	0-3	2-2	2	3	1	0	1	4
12/15	at Elon	12	1-2	1-2	1-1	1	1	1	0	1	3
12/21	at Mississippi St.	15	0-6	0-4	0-0	3	4	0	0	1	0
12/31	Converse College	23	5-9	5-8	0-0	3	0	2	0	3	15
1/10	Campbell	23	1-4	1-4	0-0	3	4	2	0	1	3
1/13	UNC Asheville	12	0-2	0-1	0-0	0	1	0	0	1	0
1/15	at Charleston Sou.	19	3-5	1-1	3-4	4	2	1	0	1	10
1/20	at Presbyterian	24	1-2	1-2	1-2	5	2	1	0	1	4
1/22	Gardner-Webb	20	0-4	0-2	0-0	5	2	2	0	2	0
1/24	at High Point	17	1-4	0-3	2-2	1	0	0	0	1	4
1/26	at USC Upstate										
1/29	at Longwood										
2/2	N.C. A&T										
2/5	at Hampton										
2/9	Radford										
2/12	Presbyterian										
2/16	at Gardner-Webb										
2/19	at UNC Asheville										
2/23	USC Upstate										
2/26	Charleston Sou.										

## CAREER STATS

				Field Goals		3-Point		F-Throws		Rebounds										Scoring	
SEASON	TEAM	GP-GS	MIN/AVG	FG-FGA	FG%	3FG-3FGA	3FG%	FT-FTA	FT%	OFF	DEF	TOT	AVG	PF-FO	A	TO	BLK	STL	PTS	AVG	
2019-20	Win	28-8	539/19.3	60-167	.359	31-86	.360	54-82	.659	23	38	61	2.2	62-1	67	34	0	30	205	7.3	
2020-21	Win	23-2	321/13.9	29-88	.330	15-45	.333	39-52	.750	16	29	45	2.0	38-0	35	20	0	18	112	4.9	
2021-22	Win	19-5	355/18.7	35-87	.402	21-52	.404	17-23	.739	9	33	42	2.2	39-2	41	19	0	21	108	5.7	
TOTAL		70-15	1215/17.4	124-342	.363	67-183	.366	110-157	.701	48	100	148	2.1	139-3	143	73	0	69	425	6.1	

## CAREER HIGHS

Points	21	Elon (12/21/19)
Minutes	29	two times
FGM	7	at Washington State (11/22/21)
FGA	11	three times
3PTFGM	5	Converse (12/31/21)
3PTFGA	9	at Fresno State (11/10/19)
FTM	7	Elon (12/21/19)
FTA	12	Elon (12/21/19)
Rebounds	6	at Charleston Southern (1/30/20)
Assists	10	(8) High Point (3/1/21)
Blocks		
Steals	4	Tennessee Tech (11/21/19)
Turnovers	3	four times

## BIG SOUTH HIGHS (regular season only)

Points	13	Radford (2/10/20)
Minutes	25	Radford (2/10/20)
FGM	5	at Presbyterian College (2/15/20)
FGA	11	Radford (2/10/20)
3PTFGM	3	two times
3PTFGA	6	Radford (2/10/20)
FTM	6	Gardner-Webb (1/10/21)
FTA	8	at USC Upstate (2/27/20)
Rebounds	6	at Charleston Southern (1/30/20)
Assists	4	Campbell (1/10/22)
Blocks		
Steals	3	four times
Turnovers	3	two times



# 2

## Sin'Cere McMahon

Guard / 6-1 / 167 / So.  
Indianapolis, Ind.  
(Western Carolina)

### CAREER HONORS

- n/a

### EXTRA DRIBBLE

- Scored four points off the bench at High Point, knocking down all four free throw attempts
- Contributed seven points off the bench in the win over Hartford
- Was 2-for-4 from three in opener, but is 8-for-34 since
- Has eight games with multiple assists
- Made first start as an Eagle at MTSU and eighth start of his career
- His four assists in the win over Mary Baldwin tied his career-high, set twice last season at Western Carolina
- Had two threes vs. Mary Baldwin, his sixth career game (22 games) and third off the bench with multiple threes
- His 10 points in the season opener was his 7th double-figure game
- Attended Crispus Attucks H.S. and finished with 1,648 career points
- Averaged 26.1 points, 4.8 assists, 4.0 rebounds as a senior
- Named Indianapolis City Player of the Year
- Was an Indiana All-Star Team selection and Second Team All-State Player

### 2021-22 GAME-BY-GAME

DATE	OPPONENT	MIN	FG	3FG	FT	REB	AST	T/O	BLK	STL	PTS
11/9	Mary Baldwin	20	3-6	2-4	2-2	0	4	0	0	0	10
11/3	Mercer	14	1-4	1-3	2-2	2	2	0	0	2	5
11/16	at MTSU	16	1-4	1-4	0-0	1	2	3	0	0	3
11/20	at Vanderbilt	14	1-4	0-2	0-0	4	2	1	0	0	2
11/22	at Washington St.	8	0-0	0-0	0-0	0	0	1	0	0	0
11/27	at Washington	2	0-0	0-0	0-0	0	0	0	0	1	0
12/1	Hartford	12	3-7	1-5	0-0	1	1	2	0	0	7
12/4	at Coastal Carolina	4	0-0	0-0	0-0	1	0	0	0	0	0
12/7	Furman	15	2-6	1-3	0-0	2	2	1	0	0	5
12/11	Carver College	22	3-6	1-3	1-2	0	2	2	0	2	8
12/15	at Elon	11	1-4	1-3	0-0	1	0	0	0	1	3
12/21	at Mississippi St.	7	0-2	0-1	0-0	0	1	2	0	0	0
12/31	Converse College	16	1-3	1-3	2-3	1	3	3	0	1	5
1/10	Campbell	12	1-3	1-3	0-0	0	0	1	0	0	3
1/13	UNC Asheville	DNP									
1/15	at Charleston Sou.	6	0-1	0-1	0-0	0	0	0	0	0	0
1/20	at Presbyterian	13	0-2	0-1	0-0	0	2	1	0	2	0
1/22	Gardner-Webb	4	0-1	0-1	0-0	0	0	1	0	0	0
1/24	at High Point	9	0-2	0-2	4-4	1	1	2	0	1	4
1/26	at USC Upstate										
1/29	at Longwood										
2/2	N.C. A&T										
2/5	at Hampton										
2/9	Radford										
2/12	Presbyterian										
2/16	at Gardner-Webb										
2/19	at UNC Asheville										
2/23	USC Upstate										
2/26	Charleston Sou.										

### CAREER STATS

				Field Goals		3-Point		F-Throws		Rebounds				Scoring						
SEASON	TEAM	GP-GS	MIN/AVG	FG-FGA	FG%	3FG-3FGA	3FG%	FT-FTA	FT%	OFF	DEF	TOT	AVG	PF-FO	A	TO	BLK	STL	PTS	AVG
2020-21	WCU	20-7	376/18.8	39-97	.402	22-53	.415	20-27	.741	4	31	35	1.8	29-0	29	23	0	9	120	6.0
2021-22	Win	18-1	204/11.3	17-55	.309	10-39	.256	11-13	.846	2	12	14	0.8	10-0	22	20	0	10	55	3.1
TOTAL FOR Win		18-1	204/11.3	17-55	.309	10-39	.256	11-13	.846	2	12	14	0.8	10-0	22	20	0	10	55	3.1
TOTAL		38-8	580/15.3	56-152	.368	32-92	.348	31-40	.775	6	43	49	1.3	39-0	51	43	0	19	175	4.6

### CAREER HIGHS

Points	20	Piedmont (11/30/20)
Minutes	38	at Chattanooga (2/17/21)
FGM	7	Piedmont (11/30/20)
FGA	11	two times
3PTFGM	6	Piedmont (11/30/20)
3PTFGA	8	Piedmont (11/30/20)
FTM	5	at VMI (1/27/21)
FTA	5	at VMI (1/27/21)
Rebounds	5	VMI (2/10/21)
Assists	4	three times
Blocks		
Steals	2	three times
Turnovers	4	two times

### BIG SOUTH HIGHS (regular season only)

Points	3	Campbell (1/10/22)
Minutes	12	Campbell (1/10/22)
FGM	1	Campbell (1/10/22)
FGA	3	Campbell (1/10/22)
3PTFGM	1	Campbell (1/10/22)
3PTFGA	3	Campbell (1/10/22)
FTM	4	at High Point (1/24/22)
FTA	4	at High Point (1/24/22)
Rebounds	1	at High Point (1/24/22)
Assists	2	at Presbyterian College (1/20/22)
Blocks		
Steals	2	at Presbyterian College (1/20/22)
Turnovers	2	at High Point (1/24/22)





- n/a

- Is 27-of-32 at the foul line on the road this season to lead the team in both FT/M and FTA
- Averaging 9.0 points, 3.3 rebounds, 1.8 assists in league play
- Had a steal in four straight games prior to the High Point game and tied career-best with 3 vs. GWU
- Tied season-high 18 points in overtime win over UNC Asheville as he was 7-of-8 from the floor in his 100th collegiate start
- Had a perfect shooting night in the win over Furman going 5-for-5 from the field (3-for-3 behind the arc) and 5-for-5 at the foul line as he led the team with 18 points
- His three triples vs. Furman tied his career-high
- Reached 400 career rebounds and played in his 100th game vs. Mississippi State (in 97 career starts)
- Team is 26-10 when he grabs 5 or more rebounds in a game
- In the two-game swing through Washington he averaged 7.5 ppg, 4.5 rpg, 2.0 apg
- Had a career-high two blocks against Mercer
- In 2020-21 as he made a 43-of-54 with a career-best percentage of .796
- In 2019-20 he set career-bests in field goal percentage, three-point percentage, free throw percentage and rebounds per game
- Started 29-of-30 games as a freshman (only sat senior day)
- Named Defensive Player of the Year in 2017 for Loreto
- Averaged 16.5 points, 6.6 rebounds, 2.3 assists as a senior
- Described by Deng Camp as a physical, head strong combo guard who uses body and touch to score in variety of ways
- Made the league All-Star Five in 2018

				Field Goals		3-Point		F-Throws		Rebounds									Scoring	
SEASON	TEAM	GP-GS	MIN/AVG	FG-FGA	FG%	3FG-3FGA	3FG%	FT-FTA	FT%	OFF	DEF	TOT	AVG	PF-FO	A	TO	BLK	STL	PTS	AVG
2018-19	Win	30-29	709/23.6	68-143	.476	15-52	.288	57-81	.704	45	70	115	3.8	76-2	49	49	4	13	208	6.9
2019-20	Win	33-31	786/23.8	75-142	.528	26-61	.426	47-65	.723	53	78	131	4.0	87-6	29	41	2	28	223	6.8
2020-21	Win	25-25	608/24.3	52-117	.444	13-46	.283	43-54	.796	35	66	101	4.0	68-2	26	33	3	10	160	6.4
2021-22	Win	19-19	511/26.9	40-87	.460	14-40	.350	47-58	.810	18	58	76	4.0	52-3	24	26	5	7	141	7.4
TOTAL		107-104	2614/24.4	235-489	.481	68-199	.342	194-258	.752	151	272	423	4.0	283-13	128	149	14	58	732	6.8

Points	19	Pfeiffer (11/13/18)
Minutes	38	Gardner-Webb (1/11/20)
FGM	7	UNC Asheville (1/13/22)
FGA	12	Campbell (1/10/22)
3PTFGM	3	two times
3PTFGA	6	Campbell (1/10/22)
FTM	9	Pfeiffer (11/13/18)
FTA	10	Pfeiffer (11/13/18)
Rebounds	11	at UNC Asheville (1/5/19)
Assists	7	two times
Blocks	2	Mercer (11/13/21)
Steals	3	two times
Turnovers	5	at Presbyterian College (1/26/19)

[illegible]

Points	18	UNC Asheville (1/13/22)
Minutes	38	two times
FGM	7	UNC Asheville (1/13/22)
FGA	12	Campbell (1/10/22)
3PTFGM	3	Radford (2/10/20)
3PTFGAs	6	Campbell (1/10/22)
FTM	8	Longwood (1/15/21)
FTA	8	three times
Rebounds	11	at UNC Asheville (1/5/19)
Assists	7	at UNC Asheville (1/5/19)
Blocks	1	four times
Steals	3	Gardner-Webb (1/22/22)
Turnovers	5	at Presbyterian College (1/26/19)



4

Kelton Talford

Forward / 6-7 / 195 / So.

Great Falls, S.C.

(Great Falls H.S.)

## CAREER HONORS

- n/a

## EXTRA DRIBBLE

- Coming off career-high 17 points as he also pulled down 10 rebounds for his second career double-double
- In the loss at High Point he tied career-highs with three blocks, two steals
- Is averaging 9.3 points, 5.2 rebounds in league play while shooting 76%
- Matched career-high 16 points in the win over UNC Asheville and had a key block in overtime (16 points was his Big South career-best)
- Set a career-high with three blocks in the win at Charleston Southern and now has back-to-back games with multiple blocks
- Posted first career double-double as he posted career-highs in points (16) and rebounds (11) vs. Carver
- Scored 13 points in the season opener (which was a career-high at the time)
- Averaged 8.3 points, 4.3 rebounds in the 2021 Big South Tournament
- Had 18 games with three or more rebounds as a freshman
- Had five games in double-figures, tying his career-high 12 points on three occasions
- Averaged 21 points, 11 rebounds and 2 blocks per game as a senior at Great Falls
- Is a four-time All-Region selection
- Is a three-time Regiona Player of the Year selection
- Named All-State three times
- In addition to basketball, he lettered in baseball (2017/2018) and football (2017-20)
- Helped lead Great Falls to the 2020 1A State Championship
- In high school career he scored over 1,500 points and had more than 750 rebounds

## 2021-22 GAME-BY-GAME

DATE	OPPONENT	MIN	FG	3FG	FT	REB	AST	T/O	BLK	STL	PTS
11/9	Mary Baldwin	14	5-9	0-0	3-4	8	0	1	1	1	13
11/3	Mercer	12	0-1	0-0	0-0	1	0	2	0	0	0
11/16	at MTSU	8	0-1	0-0	3-5	2	0	1	1	1	3
11/20	at Vanderbilt	19	4-7	0-0	0-2	5	0	1	0	1	8
11/22	at Washington St.	15	2-5	0-0	0-0	3	1	1	0	1	4
11/27	at Washington	13	5-7	0-0	0-0	4	0	2	0	0	10
12/1	Hartford	10	3-4	0-0	2-3	0	0	1	0	0	8
12/4	at Coastal Carolina	12	2-6	0-0	4-6	2	1	1	1	0	8
12/7	Furman	17	4-6	0-0	2-2	3	0	0	1	0	10
12/11	Carver College	19	5-7	0-0	6-6	11	0	2	1	0	16
12/15	at Elon	16	3-4	0-0	2-4	4	0	1	0	1	8
12/21	at Mississippi St.	20	4-5	0-0	4-6	0	0	1	2	1	12
12/31	Converse College	DNP									
1/10	Campbell	18	3-3	0-0	2-4	4	0	0	0	0	8
1/13	UNC Asheville	22	8-11	0-0	0-0	6	0	0	2	1	16
1/15	at Charleston Sou.	21	2-3	0-0	2-2	4	0	0	3	0	6
1/20	at Presbyterian	14	3-5	0-0	0-2	4	1	3	0	1	6
1/22	Gardner-Webb	14	1-2	0-0	1-2	3	0	1	0	0	3
1/24	at High Point	23	8-9	0-0	1-3	10	0	3	3	2	17
1/26	at USC Upstate										
1/29	at Longwood										
2/2	N.C. A&T										
2/5	at Hampton										
2/9	Radford										
2/12	Presbyterian										
2/16	at Gardner-Webb										
2/19	at UNC Asheville										
2/23	USC Upstate										
2/26	Charleston Sou.										

## CAREER STATS

				Field Goals		3-Point		F-Throws		Rebounds				Scoring						
SEASON	TEAM	GP-GS	MIN/AVG	FG-FGA	FG%	3FG-3FGA	3FG%	FT-FTA	FT%	OFF	DEF	TOT	AVG	PF-FO	A	TO	BLK	STL	PTS	AVG
2020-21	Win	25-0	338/13.5	59-97	.608	0-0	.000	24-45	.533	49	45	94	3.8	48-0	6	22	4	10	142	5.7
2021-22	Win	18-1	286/15.9	62-95	.653	0-0	.000	32-51	.627	24	50	74	4.1	33-0	3	21	15	10	156	8.7
TOTAL		43-1	624/14.5	121-192	.630	0-0	.000	56-96	.583	73	95	168	3.9	81-0	9	43	19	20	298	6.9

## CAREER HIGHS

Points	17	at High Point (1/24/22)
Minutes	23	at High Point (1/24/22)
FGM	8	two times
FGA	11	UNC Asheville (1/13/22)
3PTFGM	n/a	
3PTFGA	n/a	
FTM	6	vs. Carver College (12/11/21)
FTA	7	(5) Longwood (3/4/21)
Rebounds	11	vs. Carver College (12/11/21)
Assists	1	nine times
Blocks	3	two times
Steals	2	four times
Turnovers	3	five times

## BIG SOUTH HIGHS (regular season only)

Points	17	at High Point (1/24/22)
Minutes	17	at High Point (1/24/22)
FGM	8	two times
FGA	11	UNC Asheville (1/13/22)
3PTFGM	n/a	
3PTFGA	n/a	
FTM	3	at USC Upstate (12/12/20)
FTA	6	two times
Rebounds	10	at High Point (1/24/22)
Assists	1	five times
Blocks	3	two times
Steals	2	four times
Turnovers	3	four times



5

Patrick Good

Guard / 6-0 / 175 / Gr.

Johnson City, Tenn.

(East Tennessee St.)

## CAREER HONORS

- Big South Conference Co-Player of the Week (Nov. 29)
- 2018-19 All-SoCON Third Team

## EXTRA DRIBBLE

- Scored eight points in the win over Gardner-Webb, surpassing 1,000 career points (1,002)
- Leads team with 17.3 ppg on the road while shooting 53 percent from the floor and 49 percent from three (also averaging 4.2 rpg and 4.4 threes per game)
- Posted second 30-point game of the season after 31 in the win at Presbyterian College
- Both of his 30-point games have come on the road as he becomes the 10th Winthrop player in program history with at least two games of 30 or more points
- Leads the team (and Big South) with 2.8 threes per game, three-point field goal percentage (.453) and ranks 13th nationally
- Ranked T-43rd on the NCAA D1 active list for three-point field goals made (255)
- Posted 18 points in the win at Washington following a season-high 33 points at Washington State in which he tied his career-high of 11 threes in a single game
- His 11 threes were the most by a single player against Washington State and only the second time a non-conference opponent had a player hit 10 or more threes in a game
- The 11 threes are the most in a single game at the NCAA D1 level this season
- It was the second time in his career with 11 threes in a game, both on the road
- Posted 20 points off the bench to help the Eagles rally in the overtime win vs. Mercer
- Transfer from ETSU where he played two seasons
- Began collegiate career at Appalachian State where he played his freshman season before transferring to ETSU
- Scored a career-high 35 points at Western Carolina (1/26/19) and set an ETSU single-game record with 11 three-point field goals
- Had 26 games in double-figures in two seasons with ETSU
- Knocked down 87 threes in his first season at ETSU

## 2021-22 GAME-BY-GAME

DATE	OPPONENT	MIN	FG	3FG	FT	REB	AST	T/O	BLK	STL	PTS
11/9	Mary Baldwin	18	1-1	0-0	1-1	0	0	0	0	0	3
11/3	Mercer	32	7-11	5-9	1-3	3	0	0	0	4	20
11/16	at MTSU	23	3-8	2-7	1-3	4	0	1	0	1	9
11/20	at Vanderbilt	28	5-10	3-8	0-0	2	1	1	0	1	13
11/22	at Washington St.	36	11-19	11-19	0-0	7	2	1	0	1	33
11/27	at Washington	27	5-7	3-5	5-6	5	1	2	0	1	18
12/1	Hartford	34	1-4	1-4	0-1	5	2	2	0	0	3
12/4	at Coastal Carolina	33	5-14	5-13	0-0	2	1	1	0	2	15
12/7	Furman	33	3-3	1-1	2-2	4	1	0	0	2	9
12/11	Carver College	25	2-5	1-4	0-0	3	1	3	0	1	5
12/15	at Elon	30	3-7	3-6	3-3	2	0	2	0	0	12
12/21	at Mississippi St.	24	1-5	1-5	4-4	2	1	1	0	0	7
12/31	Converse College	26	2-6	1-4	0-0	3	2	1	0	4	5
1/10	Campbell	17	3-6	2-4	0-0	1	1	1	0	1	8
1/13	UNC Asheville	20	1-2	0-1	3-4	2	0	2	0	1	5
1/15	at Charleston Sou.	28	6-7	4-5	0-0	8	0	0	0	0	16
1/20	at Presbyterian	31	10-14	7-11	4-4	5	0	1	0	1	31
1/22	Gardner-Webb	30	2-5	1-3	3-6	3	0	1	0	0	8
1/24	at High Point	31	2-9	2-8	3-3	3	1	2	0	0	9
1/26	at USC Upstate										
1/29	at Longwood										
2/2	N.C. A&T										
2/5	at Hampton										
2/9	Radford										
2/12	Presbyterian										
2/16	at Gardner-Webb										
2/19	at UNC Asheville										
2/23	USC Upstate										
2/26	Charleston Sou.										

## CAREER STATS (Career stats look different because NCAA database does not have his freshman season included in career stats but these are updated)

			Total		3-Point		F-Throws			Rebounds				Scoring						
SEASON	gp-gs	min/avg.	fg-fga	pct.	fg-fga	pct.	ft-fga	pct.	off	def	tot	avg.	pf	fo	ast	to	blk	stl	pts	avg.
\$2016-17	29-0	655/22.6	65-156	.417	55-134	.410	18-23	.783	17	50	67	2.3	53	1	45	23	1	18	203	7.0
+2018-19	32-31	877/27.4	102-248	.411	87-223	.390	42-52	.808	12	61	73	2.3	30	0	60	36	3	26	333	10.4
+2019-20	33-20	764/23.1	75-203	.369	60-169	.355	36-44	.818	14	63	77	2.3	35	0	55	27	0	42	246	7.5
2021-22	19-13	527/27.7	73-143	.510	53-117	.453	30-40	.750	5	59	64	3.4	23	0	14	22	0	20	229	12.1
Total	113-64	2856/25.3	315-751	.419	255-643	.396	126-159	.792	48	234	281	2.5	141	1	174	108	4	106	1011	8.9

\$ Stats from Appalachian State

+ Stats from ETSU

## CAREER HIGHS

Points	35	at Western Carolina (1/26/19)
Minutes	36	at Washington State (11/22/21)
FGM	12	at Western Carolina (1/26/19)
FGA	19	at Washington State (11/22/21)
3PTFGM	11	two times
3PTFGA	19	at Washington State (11/22/21)
FTM	7	three times
FTA	9	at Samford (1/31/19)
Rebounds	8	at Charleston Southern (1/15/22)
Assists	5	two times
Blocks	1	three times
Steals	4	four times
Turnovers	3	three times

## BIG SOUTH HIGHS (regular season only)

Points	31	at Presbyterian College (1/20/22)
Minutes	31	at Presbyterian College (1/20/22)
FGM	10	at Presbyterian College (1/20/22)
FGA	14	at Presbyterian College (1/20/22)
3PTFGM	7	at Presbyterian College (1/20/22)
3PTFGA	11	at Presbyterian College (1/20/22)
FTM	4	at Presbyterian College (1/20/22)
FTA	4	two times
Rebounds	8	at Charleston Southern (1/15/22)
Assists	1	two times
Blocks		
Steals	1	three times
Turnovers	2	two times



## CAREER HONORS

- 2019-20 All-Big West Honorable Mention
- 2018-19 All-Big West Honorable Mention

## EXTRA DRIBBLE

- Has just two points in the last three games (had 31 in previous three)
- Coming off career-high seven turnovers in the loss at High Point
- Played just 15 minutes at PC and failed to record an assist for the first game this season
- Leads the team with 4.1 apg, ranking him 2nd in the Big South
- Surpassed 500 career assists (564) at Vanderbilt
- His 564 assists rank 15th on the NCAA D1 active list
- In games played through Jan 25, Buggs is 1-of-29 on the active list with 500 or more assists
- He is one of three players currently on a Big South roster ranked in the Top 15 for active leaders in assists (Kameron Langley - N.C. A&T / Jordan Perkins - Longwood)
- Made his 125th appearance at Coastal Carolina
- Posted season-high 17 points against Hartford
- Prior to the 17 points against Hartford, he had just 14 points in the previous six games combined
- Transferred from Missouri where he played 26 games last season
- Played first three years of career at Hawaii, leaving as the program's all-time leader in assists (437)
- Led the Big West Conference in assists for two consecutive season (2018-19 / 2019-20)
- Set a single-season record at Hawaii with 168 assists
- As a junior he was also second on the team in rebounding (4.5 rpg)

## 2021-22 GAME-BY-GAME

DATE	OPPONENT	MIN	FG	3FG	FT	REB	AST	T/O	BLK	STL	PTS
11/9	Mary Baldwin	16	0-0	0-0	2-3	1	6	2	1	0	2
11/3	Mercer	25	2-2	1-1	0-0	2	6	0	3	0	5
11/16	at MTSU	13	0-2	0-1	0-0	0	1	3	0	0	0
11/20	at Vanderbilt	16	1-1	0-0	0-0	2	3	3	0	0	2
11/22	at Washington St.	11	0-1	0-0	0-0	0	1	1	0	0	0
11/27	at Washington	24	1-4	1-1	2-4	0	4	2	0	1	5
12/1	Hartford	28	6-10	2-5	3-4	5	6	2	0	0	17
12/4	at Coastal Carolina	25	1-5	0-3	2-2	2	2	0	0	0	4
12/7	Furman	21	5-8	2-4	1-3	1	5	3	0	1	13
12/11	Carver College	20	2-3	1-1	0-2	5	4	5	1	0	5
12/15	at Elon	29	0-3	0-0	0-0	7	6	2	0	4	0
12/21	at Mississippi St.	28	0-3	0-0	1-2	2	5	2	0	3	1
12/31	Converse College	23	1-2	0-0	0-0	3	4	0	0	1	2
1/10	Campbell	21	5-10	0-1	2-4	2	4	2	0	2	12
1/13	UNC Asheville	36	3-9	1-3	2-4	6	7	0	0	1	9
1/15	at Charleston Sou.	22	4-6	0-1	2-2	0	4	3	1	0	10
1/20	at Presbyterian	15	0-1	0-0	0-0	1	0	3	0	0	0
1/22	Gardner-Webb	20	1-3	0-1	0-0	1	6	0	0	0	2
1/24	at High Point	22	0-1	0-1	0-0	5	4	7	0	0	0
1/26	at USC Upstate										
1/29	at Longwood										
2/2	N.C. A&T										
2/5	at Hampton										
2/9	Radford										
2/12	Presbyterian										
2/16	at Gardner-Webb										
2/19	at UNC Asheville										
2/23	USC Upstate										
2/26	Charleston Sou.										

## CAREER STATS

				Field Goals		3-Point		F-Throws		Rebounds										Scoring	
SEASON	TEAM	GP-GS	MIN/AVG	FG-FGA	FG%	3FG-3FGA	3FG%	FT-FTA	FT%	OFF	DEF	TOT	AVG	PF-FO	A	TO	BLK	STL	PTS	AVG	
2017-18	Hawaii	30-27	850/28.3	85-212	.401	20-62	.323	53-81	.654	26	85	111	3.7	77-4	108	64	4	46	243	8.1	
2018-19	Hawaii	31-31	914/29.5	104-223	.466	16-60	.267	50-68	.735	47	86	133	4.3	80-1	168	71	8	28	274	8.8	
2019-20	Hawaii	30-30	1044/34.8	109-301	.362	27-103	.262	36-50	.720	27	109	136	4.5	70-1	161	82	5	28	281	9.4	
2020-21	Mizzou	26-0	356/13.7	16-51	.314	4-20	.200	12-23	.522	4	27	31	1.2	30-0	49	23	4	11	48	1.8	
2021-22	Win	19-15	416/21.9	32-74	.432	8-23	.348	17-30	.567	10	35	45	2.4	34-0	78	40	6	13	89	4.7	
TOTAL FOR Win		19-15	416/21.9	32-74	.432	8-23	.348	17-30	.567	10	35	45	2.4	34-0	78	40	6	13	89	4.7	
TOTAL		136-103	3581/26.3	346-861	.402	75-268	.280	168-252	.667	114	342	456	3.4	291-6	564	280	27	126	935	6.9	

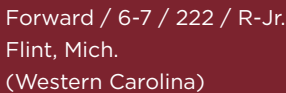
## CAREER HIGHS

Points	25	San Francisco (11/29/19)
Minutes	44	at Cal Poly (2/8/20)
FGM	11	San Francisco (11/29/19)
FGA	19	San Francisco (11/29/19)
3PTFGM	3	four times
3PTFGA	7	two times
FTM	6	three times
FTA	10	Hawaii-Hilo (12/8/18)
Rebounds	11	at Cal Poly (2/8/20)
Assists	12	two times
Blocks	3	Mercer (11/13/21)
Steals	4	two times
Turnovers	7	at High Point (1/24/22)

## BIG SOUTH HIGHS (regular season only)

Points	12	Campbell (1/10/22)
Minutes	36	UNC Asheville (1/13/22)
FGM	5	Campbell (1/10/22)
FGA	10	Campbell (1/10/22)
3PTFGM	1	UNC Asheville (1/13/22)
3PTFGA	3	UNC Asheville (1/13/22)
FTM	2	three times
FTA	4	Campbell (1/10/22)
Rebounds	6	UNC Asheville (1/13/22)
Assists	7	UNC Asheville (1/13/22)
Blocks	1	at Charleston Southern (1/15/22)
Steals	2	Campbell (1/10/22)
Turnovers	7	at High Point (1/24/22)





- 2019-20 Big South Conference Honorable Mention
- 2018-19 Big South All-Freshman Team
- 2-Time Big South Conference Freshman of the Week

- Has three career games vs. USC Upstate averaging 12.0 points, 5.3 rebounds while shooting 48 percent
- Sitting 4th in the league with 6.2 rpg
- Played in his 100th collegiate game on Jan. 15 at Charleston Southern
- In 84 career games in the Big South he has 933 points, 520 rebounds
- Has nine career double-doubles and has scored in double-figures in 67 games
- Posted second double-double of the season and ninth of his career with 13 points, 11 rebounds vs. Asheville
- Tied his career-high of five threes in the win over Campbell (5-of-6), which he set at Vanderbilt earlier this season
- Turned in a strong performance vs. Furman with 16 points, five rebounds and two assists
- Posted his first double-double of the season with 19 points and a career-high 13 boards vs. Hartford (8th career double-double)
- After missing the Washington State game with an injury, he returned to post eight points, seven rebounds, four assists and a steal in 26 minutes
- Moved past 200 career assists against Washington (223)
- Knocked down a career-high five threes at Vanderbilt
- Hit the game-winning three with 4.2 seconds to play in overtime against Mercer
- Transferred to Winthrop after a shortened season at Western Carolina
- Began career at Presbyterian College where he spent two seasons
- Recorded the first triple-double in PC D1 history with 16 points, 10 rebounds and 10 assists vs. Quinnipiac
- In that game he posted a career-high 10 assists
- Played in 19 games with 18 starts last season at Western Carolina
- Scored a career-high 26 points against Wofford (2/20/21)

[illegible]

				Field Goals		3-Point		F-Throws		Rebounds									Scoring	
SEASON	TEAM	GP-GS	MIN/AVG	FG-FGA	FG%	3FG-3FGA	3FG%	FT-FTA	FT%	OFF	DEF	TOT	AVG	PF-FO	A	TO	BLK	STL	PTS	AVG
2018-19	Presb	36-35	881/24.5	126-265	.475	13-36	.361	75-100	.750	54	172	226	6.3	93-2	70	59	22	28	340	9.4
2019-20	Presb	31-31	1016/32.8	147-332	.443	28-101	.277	90-133	.677	34	154	188	6.1	79-3	79	83	11	32	412	13.3
2020-21	WCU	19-18	567/29.9	94-213	.441	16-62	.258	59-68	.868	17	100	117	6.2	48-3	41	59	5	21	263	13.8
2021-22	Win	17-17	465/27.4	61-136	.449	28-69	.406	31-45	.689	17	89	106	6.2	38-0	33	53	7	19	181	10.6
TOTAL FOR Win		17-17	465/27.4	61-136	.449	28-69	.406	31-45	.689	17	89	106	6.2	38-0	33	53	7	19	181	10.6
TOTAL		103-101	2929/28.4	428-946	.452	85-268	.317	255-346	.737	122	515	637	6.2	258-8	223	254	45	100	1196	11.6

<b>Points</b>	<b>26</b>	<b>Wofford (2/20/21)</b>
<b>Minutes</b>	<b>40</b>	<b>at Quinnipiac (11/23/19)</b>
<b>FGM</b>	<b>9</b>	<b>three times</b>
<b>FGA</b>	<b>20</b>	<b>at Chattanooga (2/17/21)</b>
<b>3PTFGM</b>	<b>5</b>	<b>two times</b>
<b>3PTFGA</b>	<b>9</b>	<b>at Vanderbilt (11/20/21)</b>
<b>FTM</b>	<b>10</b>	<b>Winthrop (2/15/20)</b>
<b>FTA</b>	<b>13</b>	<b>Winthrop (2/15/20)</b>
<b>Rebounds</b>	<b>13</b>	<b>Hartford (12/1/21)</b>
<b>Assists</b>	<b>10</b>	<b>at Quinnipiac (11/23/19)</b>
<b>Blocks</b>	<b>4</b>	<b>Boyce (11/15/18)</b>
<b>Steals</b>	<b>5</b>	<b>at Middle Tennessee (11/16/21)</b>
<b>Turnovers</b>	<b>7</b>	<b>at Clemson (11/7/19)</b>

<b>Points</b>	<b>21</b>	<b>at Radford (2/13/20)</b>
<b>Minutes</b>	<b>39</b>	<b>two times</b>
<b>FGM</b>	<b>8</b>	<b>three times</b>
<b>FGA</b>	<b>16</b>	<b>at Radford (2/13/20)</b>
<b>3PTFGM</b>	<b>5</b>	<b>Campbell (1/10/22)</b>
<b>3PTFGA</b>	<b>8</b>	<b>at High Point (1/24/22)</b>
<b>FTM</b>	<b>10</b>	<b>Winthrop (2/15/20)</b>
<b>FTA</b>	<b>13</b>	<b>Winthrop (2/15/20)</b>
<b>Rebounds</b>	<b>12</b>	<b>at UNC Asheville (2/22/20)</b>
<b>Assists</b>	<b>6</b>	<b>three times</b>
<b>Blocks</b>	<b>3</b>	<b>two times</b>
<b>Steals</b>	<b>3</b>	<b>two times</b>
<b>Turnovers</b>	<b>6</b>	<b>at Charleston Southern (1/15/22)</b>



# 13

## Nate Buss

Guard / 5-11 / 175 / R-Sr.  
Verona, Wis.  
(Flagler College)

### CAREER HONORS

- 2nd Team All-Region (NJCAA Region 4) at Madison

### EXTRA DRIBBLE

- Played career-high five minutes vs. Converse, finishing with career-best two assists
- Scored a career-high six points vs. Carver College
- Played as he made a three and knocked down all three free throw attempts
- Played in the season opener and drilled a contested three from the wing for his first points as an Eagle
- Made the team as a walk-on
- Transferred from Flagler after sitting out the 2019-20 season
- Began collegiate career at Madison College where he played 27 games in each of his first two seasons
- As a sophomore at Madison he averaged 13 ppg and led the team with 66 made threes and earned Second Team All-Region Honors
- Scored a career-high 31 points on Nov. 9, 2018 at Anoka-Ramsey (5-of-8 from three in the game)
- Averaged 8.2 ppg as a freshman (10.5 in conference play)
- In his senior season at Verona High School he averaged 13.7 ppg, 7.1 apg and 3.2 rpg
- Finished career at Verona as the program's all-time leader in assists and 10th in career points
- Named Third Team All-Big Eight Conference as a senior at Verona, Honorable Mention All-Big Eight as a junior

### 2021-22 GAME-BY-GAME

DATE	OPPONENT	MIN	FG	3FG	FT	REB	AST	T/O	BLK	STL	PTS
11/9	Mary Baldwin	1	1-2	1-2	0-0	1	0	0	0	0	3
11/3	Mercer					DNP					
11/16	at MTSU					DNP					
11/20	at Vanderbilt					DNP					
11/22	at Washington St.					DNP					
11/27	at Washington					DNP					
12/1	Hartford					DNP					
12/4	at Coastal Carolina					DNP					
12/7	Furman					DNP					
12/11	Carver College	4	1-5	1-4	3-3	0	0	0	0	1	6
12/15	at Elon					DNP					
12/21	at Mississippi St.					DNP					
12/31	Converse College	5	0-2	0-1	1-2	1	2	1	0	0	1
1/10	Campbell					DNP					
1/13	UNC Asheville					DNP					
1/15	at Charleston Sou.					DNP					
1/20	at Presbyterian					DNP					
1/22	Gardner-Webb					DNP					
1/24	at High Point					DNP					
1/26	at USC Upstate										
1/29	at Longwood										
2/2	N.C. A&T										
2/5	at Hampton										
2/9	Radford										
2/12	Presbyterian										
2/16	at Gardner-Webb										
2/19	at UNC Asheville										
2/23	USC Upstate										
2/26	Charleston Sou.										

### CAREER STATS

				Field Goals		3-Point		F-Throws		Rebounds				Scoring						
SEASON	TEAM	GP-GS	MIN/AVG	FG-FGA	FG%	3FG-3FGA	3FG%	FT-FTA	FT%	OFF	DEF	TOT	AVG	PF-FO	A	TO	BLK	STL	PTS	AVG
2020-21	Win	4-0	4/1.0	0-0	.000	0-0	.000	0-1	.000	0	0	0	0.0	0-0	0	0	0	0	0	0.0
2021-22	Win	4-0	13/3.1	2-9	.222	2-7	.286	4-5	.800	0	2	2	0.5	2-0	2	1	0	1	10	2.5
TOTAL		8-0	17/2.1	2-9	.222	2-7	.286	4-6	.667	0	2	2	0.3	2-0	2	1	0	1	10	1.3

### CAREER HIGHS

Points	6	vs. Carver College (12/11/21)
Minutes	4	vs. Carver College (12/11/21)
FGM	1	two times
FGA	5	vs. Carver College (12/11/21)
3PTFGM	1	two times
3PTFGA	4	vs. Carver College (12/11/21)
FTM	3	vs. Carver College (12/11/21)
FTA	3	vs. Carver College (12/11/21)
Rebounds	1	two times
Assists	2	Converse (12/31/21)
Blocks	n/a	
Steals	1	vs. Carver College (12/11/21)
Turnovers	1	Converse (12/31/21)

### BIG SOUTH HIGHS (regular season only)

Points	n/a
Minutes	1 two times
FGM	n/a
FGA	n/a
3PTFGM	n/a
3PTFGA	n/a
FTM	n/a
FTA	n/a
Rebounds	n/a
Assists	n/a
Blocks	n/a
Steals	n/a
Turnovers	n/a



# 21

## Jamal King

Guard / 6-5 / 230 / Jr.  
Goldsboro, N.C  
(Wayne Christian School)

### CAREER HONORS

- n/a

### EXTRA DRIBBLE

- Checked into the game at High Point, his first game since playing 19 minutes vs. Carver College (had a rebound, assist in two minutes)
- Grabbed a season-high five rebounds vs. Carver
- Tied for 3rd on the team with seven blocked shots in 2020-21
- Started the 2020-21 season 9-for-13 behind the arc, but is 5-for-37 in his last 22 games
- Had two blocks and two steals in the second game at Charleston Southern for the second time in a four-game stretch
- In 2020-21, scored a season-high 11 points in the win over Furman
- Grabbed a career-high five rebounds in the 2020-21 season opener and matched that in the first game of the Upstate series
- Had three double-figure games in 2019-20 with a career-high 14 vs. Mid-Atlantic
- Came off the bench in all 32 appearances and had three or more rebounds in nine games in 2019-20
- Was ranked 10th in the state of North Carolina according to ESPN
- Scored over 1,600 career points at Wayne Christian
- Named Player of the Year as a sophomore after averaging 22 points, 11 rebounds

### 2021-22 GAME-BY-GAME

DATE	OPPONENT	MIN	FG	3FG	FT	REB	AST	T/O	BLK	STL	PTS
11/9	Mary Baldwin	5	0-0	0-0	0-0	1	1	0	0	0	0
11/3	Mercer					DNP					
11/16	at MTSU					DNP					
11/20	at Vanderbilt					DNP					
11/22	at Washington St.	10	0-3	0-1	0-0	1	1	0	0	1	0
11/27	at Washington	1	0-0	0-0	1-2	2	0	0	0	0	0
12/1	Hartford					DNP					
12/4	at Coastal Carolina					DNP					
12/7	Furman					DNP					
12/11	Carver College	19	1-5	0-4	2-3	5	0	0	0	1	4
12/15	at Elon					DNP					
12/21	at Mississippi St.					DNP					
12/31	Converse College	12	1-4	0-1	0-0	1	0	0	0	0	2
1/10	Campbell					DNP					
1/13	UNC Asheville					DNP					
1/15	at Charleston Sou.					DNP					
1/20	at Presbyterian					DNP					
1/22	Gardner-Webb					DNP					
1/24	at High Point	0-1	0-1	0-0	1	0	1	0	0	0	2
1/26	at USC Upstate										
1/29	at Longwood										
2/2	N.C. A&T										
2/5	at Hampton										
2/9	Radford										
2/12	Presbyterian										
2/16	at Gardner-Webb										
2/19	at UNC Asheville										
2/23	USC Upstate										
2/26	Charleston Sou.										

### CAREER STATS

				Field Goals		3-Point		F-Throws		Rebounds										Scoring	
SEASON	TEAM	GP-GS	MIN/AVG	FG-FGA	FG%	3FG-3FGA	3FG%	FT-FTA	FT%	OFF	DEF	TOT	AVG	PF-FO	A	TO	BLK	STL		PTS	AVG
2019-20	Win	33-0	296/9.0	39-94	.415	24-62	.387	5-12	.417	19	44	63	1.9	39-0	13	22	7	6		107	3.2
2020-21	Win	24-0	264/11.0	33-86	.384	14-49	.286	7-15	.467	17	32	49	2.0	37-1	9	13	7	11		87	3.6
2021-22	Win	6-0	50/8.3	2-13	.154	0-7	.000	3-5	.600	2	9	11	1.8	7-0	3	0	0	2		7	1.2
TOTAL		63-0	610/9.7	74-193	.383	38-118	.322	15-32	.469	38	85	123	2.0	83-1	25	35	14	19		201	3.2

### CAREER HIGHS

Points	14	Mid-Atlantic Christian (11/16/19)
Minutes	19	vs. UNCG (12/1/20)
FGM	5	Mid-Atlantic Christian (11/16/19)
FGA	7	Furman (12/19/20)
3PTFGM	4	Mid-Atlantic Christian (11/16/19)
3PTFGA	5	four times
FTM	2	two times
FTA	4	Campbell (12/30/20)
Rebounds	6	Campbell (12/30/20)
Assists	2	three times
Blocks	3	Pfeiffer (11/25/19)
Steals	2	three times
Turnovers	4	Campbell (12/30/20)

### BIG SOUTH HIGHS (regular season only)

Points	11	UNC Asheville (2/1/20)
Minutes	14	three times
FGM	4	two times
FGA	5	seven times
3PTFGM	3	at USC Upstate (12/13/20)
3PTFGA	4	three times
FTM	2	two times
FTA	4	Campbell (12/30/20)
Rebounds	6	Campbell (12/30/20)
Assists	1	eight times
Blocks	2	three times
Steals	2	two times
Turnovers	4	Campbell (12/30/20)



30

D.J.  
Burns Jr.

Forward / 6-9 / 275 / R-Jr.  
Rock Hill, S.C.  
(Tennessee)

## CAREER HONORS

- 2021-22 Big South Presaison Player of the Year
- 2021 Big South Conference All-Tournament Team
- 2021-22 Lou Henson Player of the Year Watchlist
- 2020-21 All-Big South Honorable Mention / 2019-20 All-Big South Second Team
- 2020-21 & 2021-22 Presaison All-Big South (1st Team)
- 2019-20 Big South Freshman of the Year
- Big South Conference Player of the Week (12/27/21)
- Big South Conference Freshman of the Week (11/18/19 - 1/6/20 - 1/20/20 - 1/27/20 - 2/10/20)

## EXTRA DRIBBLE

- Has failed to reach double-figures in two of the last three games and three of the last six
- Averaged 12.0 points, 3.5 rebounds while shooting 75 percent vs. USC Upstate last year
- Leads the team in scoring at 15.6 ppg, which is 4th in the Big South
- Eagles are 36-11 in games he posts double-figures and 7-2 in games he scores 20 or more
- Posted 20 or more points in three straight games before the league opener vs. Campbell
- Six of his nine games he's scored 20 or more have come away from the Winthrop Coliseum
- Scored career-high 30 points in the season opener vs. Mary Baldwin
- Reached 900 career points (943) in the win at Charleston Southern and is on pace to finish regular season with over 1,100 points
- He'd be the 7th Winthrop player to reach 1,000 career points before their senior season
- Scored game-high 22 points in the 2021 Big South title game as he was 11-for-12 from the floor (his second 22 point game in the last five contests)
- Averaged 13.3 points, 4.0 rebounds and shot 68 percent from the floor in the 2021 Big South Tournament
- Scored team-high 16 points off the bench in Big South Championship win over Hampton
- Finished the season with 394 points, second most in a single-season by a freshman in program history
- Recorded over 1,000 points and 1,000 rebounds in his career at York Prep Academy
- According to the 247Sports.com industry composite for the Class of 2018, Burns was rated as a four-star recruit and the third-ranked prospect in the state of South Carolina
- Named the nation's 12th-ranked center and rated 103rd among all prospects by 247Sports.com

## 2021-22 GAME-BY-GAME

DATE	OPPONENT	MIN	FG	3FG	FT	REB	AST	T/O	BLK	STL	PTS
11/9	Mary Baldwin	22	13-17	0-1	4-7	6	2	0	0	0	30
11/3	Mercer	24	8-12	0-0	0-1	8	2	1	0	1	16
11/16	at MTSU	20	6-10	0-0	2-2	3	1	1	1	0	14
11/20	at Vanderbilt	13	2-4	0-0	2-2	2	1	3	0	0	6
11/22	at Washington St.	24	7-14	0-0	0-0	3	0	2	1	0	14
11/27	at Washington	27	12-21	0-0	0-0	9	1	2	1	2	24
12/1	Hartford	19	5-8	0-1	2-2	2	0	2	0	0	12
12/4	at Coastal Carolina	27	8-12	0-0	2-3	2	3	3	1	1	18
12/7	Furman	22	6-13	0-0	0-0	6	1	1	1	0	12
12/11	Carver College	20	5-8	0-0	4-6	9	0	2	0	1	14
12/15	at Elon	21	8-12	0-0	7-11	6	1	1	1	2	23
12/21	at Mississippi St.	19	9-11	0-0	2-4	2	0	1	0	0	20
12/31	Converse College	20	9-14	0-0	2-2	8	1	1	0	2	20
1/10	Campbell	16	3-3	0-0	1-1	1	1	2	1	1	7
1/13	UNC Asheville	23	7-11	0-0	2-4	2	0	3	2	1	16
1/15	at Charleston Sou.	19	7-11	0-0	0-0	2	1	1	1	0	14
1/20	at Presbyterian	25	4-10	0-0	1-3	5	3	4	0	1	9
1/22	Gardner-Webb	26	8-13	0-0	3-3	5	4	3	0	0	19
1/24	at High Point	18	4-5	0-0	0-0	2	0	1	1	0	8
1/26	at USC Upstate										
1/29	at Longwood										
2/2	N.C. A&T										
2/5	at Hampton										
2/9	Radford										
2/12	Presbyterian										
2/16	at Gardner-Webb										
2/19	at UNC Asheville										
2/23	USC Upstate										
2/26	Charleston Sou.										

## CAREER STATS

SEASON	TEAM	GP-GS	MIN/AVG	Field Goals		3-Point		F-Throws		Rebounds				Scoring						
				FG-FGA	FG%	3FG-3FGA	3FG%	FT-FTA	FT%	OFF	DEF	TOT	AVG	PF-FO	A	TO	BLK	STL	PTS	AVG
2019-20	Win	33-16	576/17.5	175-300	.583	0-3	.000	44-77	.571	55	80	135	4.1	81-3	41	76	23	17	394	11.9
2020-21	Win	25-24	394/15.8	114-196	.582	0-1	.000	25-41	.610	29	55	84	3.4	51-1	14	25	12	15	253	10.1
2021-22	Win	19-18	404/21.3	131-209	.627	0-2	.000	34-51	.667	27	56	83	4.4	61-4	22	34	11	12	296	15.6
TOTAL		77-58	1374/17.8	420-705	.596	0-6	.000	103-169	.609	111	191	302	3.9	193-8	77	135	46	44	943	12.2

## CAREER HIGHS

Points	30	Mary Baldwin (11/9/21)
Minutes	27	at ETSU (11/14/19)
FGM	13	Mary Baldwin (11/9/21)
FGA	21	at Washington (11/27/21)
3PTFGM	n/a	
3PTFGA	1	six times
FTM	7	at Elon (12/15/21)
FTA	11	at Elon (12/15/21)
Rebounds	9	two times
Assists	4	Gardner-Webb (1/22/22)
Blocks	3	two times
Steals	2	eight times
Turnovers	5	at Gardner-Webb (2/13/20)

## BIG SOUTH HIGHS (regular season only)

Points	23	at Charleston Southern (1/30/20)
Minutes	25	at Radford (1/20/20)
FGM	11	at Charleston Southern (1/30/20)
FGA	14	two times
3PTFGM	n/a	
3PTFGA	1	at Gardner-Webb (2/13/20)
FTM	6	two times
FTA	9	Gardner-Webb (1/11/20)
Rebounds	8	at Radford (1/20/20)
Assists	4	Gardner-Webb (1/22/22)
Blocks	3	two times
Steals	2	three times
Turnovers	5	at Gardner-Webb (2/13/20)





32

Josh Corbin

Guard / 6-3 / 190 / So.

Gahanna, Ohio

(Gahanna Lincoln H.S.)

### CAREER HONORS

- n/a

### EXTRA DRIBBLE

- Averaged 16.0 ppg while shooting 59 percent in the two meetings with USC Upstate last season
- After not playing against Furman, has come off the bench to play at least 16 minutes in six of the last seven games
- Since going 6-for-11 vs. Carver, he's 8-for-32 behind the arc over the last seven games
- Scored 12 points in the season opener, but just two points in the win over Mercer (17 minutes)
- Has 19 career games with multiple made threes (Team is 18-1 when he has multiple threes in a game)
- Hit a team-high 47 three-pointers in 2020-21
- His 47 threes are the 4th most by a freshman in program history (one behind 3rd place and five behind 2nd)
- Played nine games before suffering season-ending injury in 2019-20
- Made first collegiate start on Nov. 21, 2019 vs. Tennessee Tech
- Scored career-high 18 points off the bench against Mid-Atlantic Christian while also snagging a career-high seven rebounds
- Scored 16 points in 17 minutes in the win over Pfeiffer on Nov. 25, 2019
- Earned MVP of the All-Ohio Nike Cup, averaging 13.7 points in 15 Elite Youth Basketball League games
- At Gahanna Lincoln he earned First Team All-League honors for the Ohio Capital Conference and Second Team All-Central Ohio
- Rated the 5th best player in the 2019 class in the state of Ohio by PrepHoops
- Played for same AAU team as former Winthrop standout Keon Johnson

### 2021-22 GAME-BY-GAME

DATE	OPPONENT	MIN	FG	3FG	FT	REB	AST	T/O	BLK	STL	PTS
11/9	Mary Baldwin	25	5-10	2-6	0-0	4	1	0	0	1	12
11/3	Mercer	17	1-3	0-1	0-0	2	2	3	0	0	2
11/16	at MTSU	29	5-12	4-9	0-0	4	1	1	0	1	14
11/20	at Vanderbilt	19	1-8	0-5	1-1	1	0	1	0	0	3
11/22	at Washington St.	12	0-2	0-2	0-0	0	0	3	1	0	0
11/27	at Washington	20	1-7	1-5	0-0	2	1	1	0	1	3
12/1	Hartford	4	1-3	1-2	0-0	0	0	0	0	0	3
12/4	at Coastal Carolina	8	0-3	0-3	0-0	0	0	0	0	0	0
12/7	Furman	DNP									
12/11	Carver College	28	6-12	6-11	1-1	4	1	0	0	0	19
12/15	at Elon	18	1-5	1-5	0	1	0	0	0	1	4
12/21	at Mississippi St.	16	1-4	1-4	0-0	2	2	0	0	0	3
12/31	Converse College	20	3-9	2-8	0-0	5	2	0	0	0	8
1/10	Campbell	12	1-3	1-3	0-0	2	0	1	0	0	3
1/13	UNC Asheville	24	1-8	1-5	2-2	4	3	0	0	0	5
1/15	at Charleston Sou.	16	1-2	1-2	0-0	3	1	3	0	0	3
1/20	at Presbyterian	6	0-1	0-1	0-0	0	0	1	0	0	0
1/22	Gardner-Webb	8	1-3	1-3	0-0	1	0	2	0	0	3
1/24	at High Point	10	0-1	0-1	0-0	1	0	0	0	0	0
1/26	at USC Upstate										
1/29	at Longwood										
2/2	N.C. A&T										
2/5	at Hampton										
2/9	Radford										
2/12	Presbyterian										
2/16	at Gardner-Webb										
2/19	at UNC Asheville										
2/23	USC Upstate										
2/26	Charleston Sou.										

### CAREER STATS

				Field Goals		3-Point		F-Throws		Rebounds				Scoring						
SEASON	TEAM	GP-GS	MIN/AVG	FG-FGA	FG%	3FG-3FGA	3FG%	FT-FTA	FT%	OFF	DEF	TOT	AVG	PF-FO	A	TO	BLK	STL	PTS	AVG
2019-20	Win	9-1	89/9.9	11-31	.355	9-27	.333	6-6	1.000	2	13	15	1.7	7-0	3	4	1	0	37	4.1
2020-21	Win	25-0	350/14.0	55-134	.410	47-116	.405	7-10	.700	5	30	35	1.4	17-0	14	10	0	11	164	6.6
2021-22	Win	18-5	292/16.2	29-96	.302	22-76	.289	5-5	1.000	5	30	35	1.9	12-0	15	16	1	4	85	4.7
TOTAL		52-6	731/14.1	95-261	.364	78-219	.356	18-21	.857	12	73	85	1.6	36-0	32	30	2	15	286	5.5

### CAREER HIGHS

Points	20	UNC Asheville (1/28/21)
Minutes	25	Mary Baldwin (11/9/21)
FGM	7	UNC Asheville (1/28/21)
FGA	12	three times
3PTFGM	6	two times
3PTFGA	11	vs. Carver College (12/11/21)
FTM	4	two times
FTA	4	two times
Rebounds	7	Mid-Atlantic Christian (11/16/19)
Assists	3	two times
Blocks	1	Mid-Atlantic Christian (11/16/19)
Steals	2	two times
Turnovers	3	two times

### BIG SOUTH HIGHS (regular season only)

Points	20	UNC Asheville (1/28/21)
Minutes	20	at USC Upstate (12/13/20)
FGM	7	UNC Asheville (1/28/21)
FGA	9	at USC Upstate (12/13/20)
3PTFGM	6	UNC Asheville (1/28/21)
3PTFGA	9	at Radford (2/11/21)
FTM	4	at USC Upstate (12/13/20)
FTA	4	at USC Upstate (12/13/20)
Rebounds	5	at Radford (2/12/21)
Assists	3	two times
Blocks	n/a	
Steals	2	at USC Upstate (12/13/20)
Turnovers	3	at Charleston Southern (1/15/22)



- n/a

- n/a

- **Set a career-high with four steals in the win over Asheville**  
 The 2010-11 season was a career-best for the 25-year-old guard, who averaged 15.8 points, 3.8 assists and 2.5 steals per game. He also set a career-high with four steals in a 90-77 win over Asheville on Jan. 11.

- Set a career-high with four steals in the win over Asheville
- Has six assists, seven steals in the last five games off the bench
- Hasn't attempted a field goal in three straight games
- Despite playing 19 minutes at PC, didn't record a rebound for the first time in a game this season
- Has a block in four straight games and five of the last six
- Has 68 offensive rebounds in 41 Big South games in his career
- Posted first career double-double of 10 points, 10 rebounds vs. Converse
- Made first start of the season at Washington State and just second start over the last two seasons (played season-high 28 minutes)
- Came off the bench and tied for team-high five rebounds at Vanderbilt
- Posted 10th career double-figure game with 10 points vs. Mary Baldwin
- Didn't hit a three in first two seasons, but was 2-for-3 behind the arc in the season opener
- Career-best three blocks in the win over PC (Jan. 20, 2021)
- 2020-21 season-high 14 points in the win over Campbell on Dec. 31, 2020
- Had 10 games of four or more rebounds last season
- In 2019-20 he had 115 free throw attempts, 2nd most by any freshman in program history
- His 66 made free throws were the 3rd most by a Winthrop freshman
- Scored career-high 19 points in 19 minutes in the win over UNC Asheville on Feb. 1, 2020
- Was one of about 6-7 D1 prospects that played for Legacy Early College
- As a senior he averaged 9.2 points, 5.1 rebounds, 2.7 assists, 1.7 blocks and 1.4 steals for Legacy Early College
- Father Charles Claxton played basketball for the University of Georgia and was a second round pick of the Phoenix Suns
- His brother Nicolas Claxton plays for the Brooklyn Nets
- Played on same AAU team as current teammate Russell Jones Jr.

				Field Goals		3-Point		F-Throws		Rebounds									Scoring	
SEASON	TEAM	GP-GS	MIN/AVG	FG-FGA	FG%	3FG-3FGA	3FG%	FT-FTA	FT%	OFF	DEF	TOT	AVG	PF-FO	A	TO	BLK	STL	PTS	AVG
2019-20	Win	34-15	702/20.6	85-110	.773	0-5	.000	66-115	.574	59	71	130	3.8	94-4	19	19	16	18	236	6.9
2020-21	Win	23-1	449/19.5	37-63	.587	0-7	.000	24-38	.632	41	41	82	3.6	48-1	7	10	16	16	98	4.3
2021-22	Win	17-1	330/19.4	23-54	.426	3-13	.231	14-29	.483	22	44	66	3.9	40-0	11	14	12	13	63	3.7
TOTAL		74-17	1480/20.0	145-227	.639	3-25	.120	104-182	.571	122	156	278	3.8	182-5	37	43	44	47	397	5.4

Points	19	UNC Asheville (2/1/20)
Minutes	30	Gardner-Webb (1/11/20)
FGM	7	UNC Asheville (2/1/20)
FGA	10	Converse (12/31/21)
3PTFGM	2	Mary Baldwin (11/9/21)
3PTFGA	3	Mary Baldwin (11/9/21)
FTM	6	Mid-Atlantic Christian (11/16/19)
FTA	10	UNC Asheville (2/1/20)
Rebounds	10	Converse (12/31/21)
Assists	3	two times
Blocks	3	two times
Steals	4	UNC Asheville (1/13/22)
Turnovers	3	two times

Points	19	UNC Asheville (2/1/20)
Minutes	30	Gardner-Webb (1/11/20)
FGM	7	UNC Asheville (2/1/20)
FGA	8	two times
3PTFGM		
3PTFGA	1	three times
FTM	6	Gardner-Webb (1/11/20)
FTA	10	UNC Asheville (2/1/20)
Rebounds	9	two times
Assists	3	USC Upstate (1/23/20)
Blocks	3	at Presbyterian College (1/20/21)
Steals	4	UNC Asheville (1/13/22)
Turnovers	3	two times